

**Spreadsheet File Transfer User Guide For
FR2004 SERIES**

Federal Reserve System

STATISTICS FUNCTION
AUTOMATION SUPPORT

January 2022

Table of Contents

Overview	2
File Format for FR2004A (Effective from 01/05/2022)	3
How to create a FR2004A Text file from a spreadsheet	6
File Format for FR2004B (Effective from 01/05/2022)	11
How to create a FR2004B Text file from a spreadsheet	15
File Format for FR2004C (Effective from 01/05/2022)	19
How to create a FR2004C Text file from a spreadsheet	27
File Format for FR2004WI (Effective from 01/03/2022).....	31
How to create a FR2004WI Text file from a spreadsheet.....	34
File Format for FR2004SI (Effective from 01/05/2022)	37
How to create a FR2004SI Text file from a spreadsheet.....	40
File Format for FR2004SD (Effective from 01/03/2022)	43
How to create a FR2004SD Text file from a spreadsheet	46
File Format for FR2004FA (Effective from 01/03/2022)	49
How to create a FR2004FA Text file from a spreadsheet	52
File Format for FR2004FB (Effective from 01/03/2022)	56
How to create a FR2004FB Text file from a spreadsheet	59
File Format for FR2004FC (Effective from 01/02/2015)	63
How to create a FR2004FC Text file from a spreadsheet	66
File Format for FR2004FM (Effective from 01-31-2022).....	69
How to create a FR2004FM Text file from a spreadsheet	73

Overview

The Federal Reserve System's Reporting Central Application provides the ability to submit spreadsheet files (e.g., Microsoft Excel©), via the internet. As a result, reporting institutions that use a spreadsheet to prepare their data will not have to key their data into a web page form. While this feature was provided for reporting institutions using spreadsheets, the file can be created by any other backend system that a reporting institution uses to generate its data.

This document provides the required file format for submitting the data via Reporting Central, and demonstrates how a reporting institution can create the file from a spreadsheet.

We used Microsoft Excel© for our examples but the same process can be applied to other spreadsheet software. The method utilized to create the file is at the discretion of the reporter. This guide assumes that your data already exist in a spreadsheet.

This document demonstrates how to create files for the FR2004 Series (FR2004A, FR2004B, FR2004C, FR2004WI, FR2004SI, FR2004SD, FR200FA, FR2004FB, FR2004FC and FR2004FM). We used formulae to pull the data from the spreadsheet worksheets containing the data and format them for Reporting Central.

File Format for FR2004A (Effective from 01/05/2022)

Report Header Record for FR2004A

The Report Header Record must be the first record in the file.

<u>Field</u>	<u>Length</u>	<u>Type</u>	<u>Value/Description</u>
Report Institution ID	10	NUM	10-digit respondent identifier
Report Name	10	ALPHA	'FR2004A' followed by three blanks
Report As-of-date	10	NUM	10-digit date (MM-DD-YYYY) which represents the as-of-date of the report

Report Data Record for FR2004A

There must be one Report Data Record for each line of the report form.

<u>Field</u>	<u>Length</u>	<u>Type</u>	<u>Value/Description</u>
Cell Identifier	9	ALPHA	L followed by 8-character Cell Identifier of the line of the report form: "MDRM" ID for the FR2004A form (4-char): GSWA and the first field of the corresponding line "MDRM" (4-char) (M438-M497) – see next section of this document for a List of Cell Identifiers values.

The next pair of fields is: the separator and the data value. In case of the FR2004A report, there are only two columns per Line, so two cell identifiers are followed by their values separated by field separators.

<u>Field</u>	<u>Length</u>	<u>Type</u>	<u>Value/Description</u>
+	1	ALPHA	'+' plus sign, used as field separator
Data Value	0-9	NUM	Numeric data value being reported for the particular data cell defined by that row and column. Value must be in one of the following formats: . an unsigned one to nine-digit value if positive (999999999); . zero (unsigned) if zero is the applicable value; . null, if the data field is not applicable.

Note: Do not zero fill the report. If you do not have data for a cell, please leave the cell null.

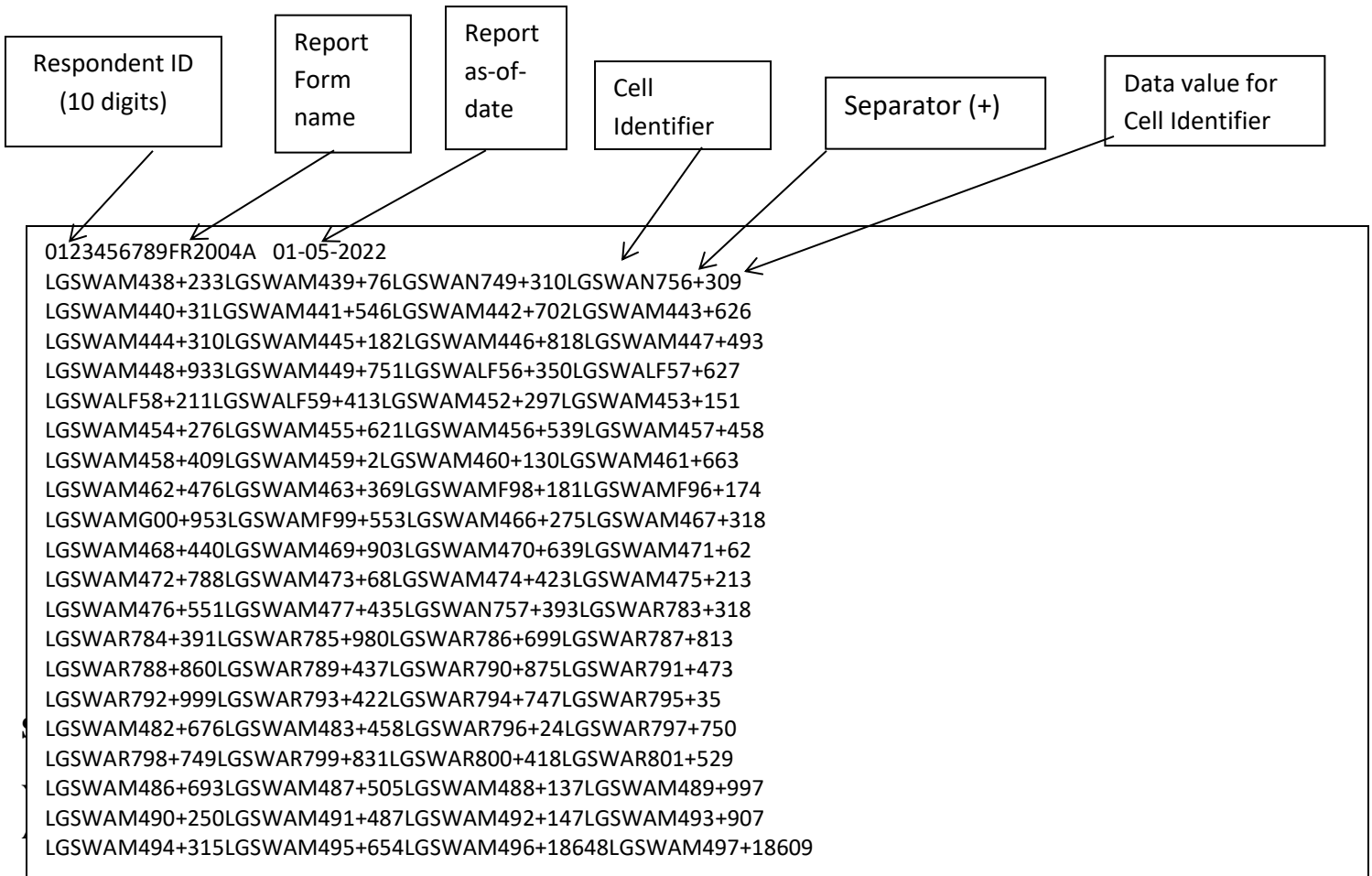
Cell Identifiers to be used for FR2004A

Weekly Report of Dealer Positions – FR2004A

MDRMs		Descriptions	Cell Identifiers	
GSWAM438	GSWAM439	1a Bills	LGSWAM438	LGSWAM439
GSWAN749	GSWAN756	1b Floating Rate Notes	LGSWAN749	LGSWAN756
GSWAM440	GSWAM441	1c Coupons due in less than or equal to 2 years	LGSWAM440	LGSWAM441
GSWAM442	GSWAM443	1d Coupons due in more than 2 years but less than or equal to 3 years	LGSWAM442	LGSWAM443
GSWAM444	GSWAM445	1e Coupons due in more than 3 years but less than or equal to 6 years	LGSWAM444	LGSWAM445
GSWAM446	GSWAM447	1f Coupons due in more than 6 years but less than or equal to 7 years	LGSWAM446	LGSWAM447
GSWAM448	GSWAM449	1g Coupons due in more than 7 years but less than or equal to 11 years	LGSWAM448	LGSWAM449
GSWALF56	GSWALF57	1h Treasury Coupons due in more than 11 years but less than or equal to 21 years	L GSWALF56	L GSWALF57
GSWALF58	GSWALF59	1i Treasury Coupons due in more than 21 years	LGSWALF58	LGSWALF59
GSWAM452	GSWAM453	2a TIPS due in less than or equal to 2 years	LGSWAM452	LGSWAM453
GSWAM454	GSWAM455	2b TIPS due in more than 2 years but less than or equal to 6 years	LGSWAM454	LGSWAM455
GSWAM456	GSWAM457	2c TIPS due in more than 6 years but less than or equal to 11 years	LGSWAM456	LGSWAM457
GSWAM458	GSWAM459	2d TIPS due in more than 11 years	LGSWAM458	LGSWAM459
GSWAM460	GSWAM461	3a Discount notes	LGSWAM460	LGSWAM461
GSWAM462	GSWAM463	3b Coupons	LGSWAM462	LGSWAM463
GSWAMF98	GSWAMF96	4a Federal Agency and GSE Residential Pass-through MBS TBAs	LGSWAMF98	LGSWAMF96
GSWAMG00	GSWAMF99	4b Federal Agency and GSE Residential Pass-through MBS Specified Pools	LGSWAMG00	LGSWAMF99
GSWAM466	GSWAM467	4c All Other Federal Agency and GSE Residential MBS	LGSWAM466	LGSWAM467
GSWAM468	GSWAM469	4d Federal Agency and GSE CMBS	LGSWAM468	LGSWAM469
GSWAM470	GSWAM471	4e Non-Agency Residential MBS	LGSWAM470	LGSWAM471
GSWAM472	GSWAM473	4f Other CMBS	LGSWAM472	LGSWAM473

GSWAM474	GSWAM475	5a Commercial paper	LGSWAM474	LGSWAM475
GSWAM476	GSWAM477	5b Due in less than or equal to 13 months	LGSWAM476	LGSWAM477
GSWAN757	GSWAR783	5c Due in more than 13 months but less than or equal to 5 years	LGSWAN757	LGSWAR783
GSWAR784	GSWAR785	5d Due in more than 5 years but less than or equal to 10 years	LGSWAR784	LGSWAR785
GSWAR786	GSWAR787	5e Due in more than 10 years	LGSWAR786	LGSWAR787
GSWAR788	GSWAR789	5f Due in less than or equal to 13 months	LGSWAR788	LGSWAR789
GSWAR790	GSWAR791	5g Due in more than 13 months but less than or equal to 5 years	LGSWAR790	LGSWAR791
GSWAR792	GSWAR793	5h Due in more than 5 years but less than or equal to 10 years	LGSWAR792	LGSWAR793
GSWAR794	GSWAR795	5i Due in more than 10 years	LGSWAR794	LGSWAR795
GSWAM482	GSWAM483	6a Due in less than or equal to 13 months	LGSWAM482	LGSWAM483
GSWAR796	GSWAR797	6b Due in more than 13 months but less than or equal to 5 years	LGSWAR796	LGSWAR797
GSWAR798	GSWAR799	6c Due in more than 5 years but less than or equal to 10 years	LGSWAR798	LGSWAR799
GSWAR800	GSWAR801	6d Due in more than 10 years	LGSWAR800	LGSWAR801
GSWAM486	GSWAM487	6e Variable rate demand notes	LGSWAM486	LGSWAM487
GSWAM488	GSWAM489	7a Credit card-backed securities	LGSWAM488	LGSWAM489
GSWAM490	GSWAM491	7b Student loan-backed securities	LGSWAM490	LGSWAM491
GSWAM492	GSWAM493	7c Automobile loan-backed securities	LGSWAM492	LGSWAM493
GSWAM494	GSWAM495	7d Other asset-backed securities	LGSWAM494	LGSWAM495
GSWAM496	GSWAM497	8 Total (Lines 1 through 7)	LGSWAM496	LGSWAM497

FIGURE 1 - EXAMPLE TEXT FILE FOR FR2004A



How to create a FR2004A Text file from a spreadsheet

Step 1. Create a spreadsheet with a layout similar to the FR2004A report form, along with its corresponding Cell identifiers and its data values for each item on the FR2004A report form. You should skip those rows on the form that doesn't contain cells to be filled-in. A sample picture of a portion of the FR2004A report is displayed below:

	A	B	C	D	E	F	G	H
				(millions of dollars at market value)				
				Outright Positions				
				long		short		
				1		2		
				Cell identifier	Col 1 Value	Cell Identifier	Col 2 Value	
			1. U.S. Treasury securities (excluding TIPS)					
			1a Bills	LGSWAM438	233	LGSWAM439	76	
			1b Floating-rate notes (FRNs)	LGSWAN749	310	LGSWAN756	309	
			1c Coupons due in less than or equal to 2 years	LGSWAM440	31	LGSWAM441	546	
			1d Coupons due in more than 2 years but less than or equal to 3 years	LGSWAM442	702	LGSWAM443	626	
			1e Coupons due in more than 3 years but less than or equal to 6 years	LGSWAM444	310	LGSWAM445	182	
			1f Coupons due in more than 6 years but less than or equal to 7 years	LGSWAM446	818	LGSWAM447	493	
			1g Coupons due in more than 7 years but less than or equal to 11 years	LGSWAM448	933	LGSWAM449	751	
			1h Coupons due in more than 11 years but less than or equal to 21 years	LGSWALF56	350	LGSWALF57	627	
			1i Coupons due in more than 21 years	LGSWALF58	211	LGSWALF59	413	
			2. U.S. Treasury Inflation-Protected Securities (TIPS)					
			2a TIPS due in less than or equal to 2 years	LGSWAM452	297	LGSWAM453	151	
			2b TIPS due in more than 2 years but less than or equal to 6 years	LGSWAM454	276	LGSWAM455	621	
			2c TIPS due in more than 6 years but less than or equal to 11 years	LGSWAM456	539	LGSWAM457	458	
			2d TIPS due in more than 11 years	LGSWAM458	409	LGSWAM459	2	
			3. Federal Agency and GSE Securities (excluding MBS)					
			3a Discount notes	LGSWAM460	130	LGSWAM461	663	
			3b Coupons	LGSWAM462	476	LGSWAM463	369	
			4. Mortgage-backed Securities					
			<i>Federal Agency and GSE MBS</i>					
			4a TBAs	LGSWAMF98	181	LGSWAMF96	174	
			4b Specified Pools	LGSWAMG00	953	LGSWAMF99	553	
			4c All other Federal Agency and GSE Residential MBS	LGSWAM466	275	LGSWAM467	318	
			4d Federal Agency and GSE CMBS	LGSWAM468	440	LGSWAM469	903	
			<i>Non-Agency MBS</i>					
			4e Non-Agency Residential MBS	LGSWAM470	639	LGSWAM471	62	
			4f Non-Agency CMBS	LGSWAM472	788	LGSWAM473	68	
			5. Corporate Securities					
			5a Commercial Paper	LGSWAM474	423	LGSWAM475	213	
			<i>Invest grade bonds, notes, and debentures</i>					
			5b Due in less than or equal to 13 months	LGSWAM476	551	LGSWAM477	435	
			5c Due in more than 13 months but less than or equal to 5 years	LGSWAN757	393	LGSWAR783	318	
			5d Due in more than 5 years but less than or equal to 10 years	LGSWAR784	391	LGSWAR785	980	
			5e Due in more than 10 years	LGSWAR786	699	LGSWAR787	813	
			<i>Below investment grade bonds, notes, and debentures</i>					
			5f Due in less than or equal to 13 months	LGSWAR788	860	LGSWAR789	437	
			5g Due in more than 13 months but less than or equal to 5 years	LGSWAR790	875	LGSWAR791	473	
			5h Due in more than 5 years but less than or equal to 10 years	LGSWAR792	999	LGSWAR793	422	
			5i Due in more than 10 years	LGSWAR794	747	LGSWAR795	35	
			6. State and Municipal Government Obligations					
			6a Due in less than or equal to 13 months	LGSWAM482	676	LGSWAM483	458	
			6b Due in more than 13 months but less than or equal to 5 years	LGSWAR796	24	LGSWAR797	750	
			6c Due in more than 5 years but less than or equal to 10 years	LGSWAR798	749	LGSWAR799	831	
			6d Due in more than 10 years	LGSWAR800	418	LGSWAR801	529	
			6e Variable rate demand notes	LGSWAM486	693	LGSWAM487	505	
			7. Asset-backed Securities					
			7a Credit card-backed securities	LGSWAM488	137	LGSWAM489	997	
			7b Student loan-backed securities	LGSWAM490	250	LGSWAM491	487	
			7c Automobile loan-backed securities	LGSWAM492	147	LGSWAM493	907	
			7d Other asset-backed securities	LGSWAM494	315	LGSWAM495	654	
			8 Total (Lines 1 through 7)	LGSWAM496	18648	LGSWAM497	18609	

Step 2. Once the entire report form is populated on a spreadsheet and the data values have been entered, it is time to format all of your entries from the first Cell Identifier and Value up to and including the last Cell Identifier and Value into a Reporting Central required format.

To accomplish this the following technique may be used

- select cells starting with first Cell Identifier and Value (starting with the first Cell Identifier row/column) up to the last Cell Identifier and Value (ending with the last Value row/column).
- paste selection to another spreadsheet and save it in *.txt file:
 On the spreadsheet file: do a File > Save As, select Text (Tab delimited) in the Save as type section. Type a name for the file and click the Save button. Then click OK and Yes to the two MS Excel prompts.
- If you open the text file, you should see something like this:

File	Edit	Format	View	Help
LGSWAM438	233	LGSWAM439	76	
LGSWAN749	310	LGSWAN756	309	
LGSWAM440	31	LGSWAM441	546	
LGSWAM442	702	LGSWAM443	626	
LGSWAM444	310	LGSWAM445	182	
LGSWAM446	818	LGSWAM447	493	
LGSWAM448	933	LGSWAM449	751	
LGSWALF56	350	LGSWALF57	627	
LGSWALF58	211	LGSWALF59	413	
LGSWAM452	297	LGSWAM453	151	
LGSWAM454	276	LGSWAM455	621	
LGSWAM456	539	LGSWAM457	458	
LGSWAM458	409	LGSWAM459	2	
LGSWAM460	130	LGSWAM461	663	
LGSWAM462	476	LGSWAM463	369	
LGSWAMF98	181	LGSWAMF96	174	
LGSWAMG00	953	LGSWAMF99	553	
LGSWAM466	275	LGSWAM467	318	
LGSWAM468	440	LGSWAM469	903	
LGSWAM470	639	LGSWAM471	62	
LGSWAM472	788	LGSWAM473	68	
LGSWAM474	423	LGSWAM475	213	
LGSWAM476	551	LGSWAM477	435	
LGSWAN757	393	LGSWAR783	318	
LGSWAR784	391	LGSWAR785	980	
LGSWAR786	699	LGSWAR787	813	
LGSWAR788	860	LGSWAR789	437	
LGSWAR790	875	LGSWAR791	473	
LGSWAR792	999	LGSWAR793	422	
LGSWAR794	747	LGSWAR795	35	
LGSWAM482	676	LGSWAM483	458	
LGSWAR796	24	LGSWAR797	750	
LGSWAR798	749	LGSWAR799	831	
LGSWAR800	418	LGSWAR801	529	
LGSWAM486	693	LGSWAM487	505	
LGSWAM488	137	LGSWAM489	997	
LGSWAM490	250	LGSWAM491	487	
LGSWAM492	147	LGSWAM493	907	
LGSWAM494	315	LGSWAM495	654	
LGSWAM496	18648	LGSWAM497	18609	

- use “Replace All” for the following: “<tab>” to “+” and after that “+L” to “L” to see something like that:

```
File Edit Format View Help
LGSWAM438+233LGSWAM439+76
LGSWAN749+310LGSWAN756+309
LGSWAM440+31LGSWAM441+546
LGSWAM442+702LGSWAM443+626
LGSWAM444+310LGSWAM445+182
LGSWAM446+818LGSWAM447+493
LGSWAM448+933LGSWAM449+751
LGSWALF56+350LGSWALF57+627
LGSWALF58+211LGSWALF59+413
LGSWAM452+297LGSWAM453+151
LGSWAM454+276LGSWAM455+621
LGSWAM456+539LGSWAM457+458
LGSWAM458+409LGSWAM459+2
LGSWAM460+130LGSWAM461+663
LGSWAM462+476LGSWAM463+369
LGSWAMF98+181LGSWAMF96+174
LGSWAMG00+953LGSWAMF99+553
LGSWAM466+275LGSWAM467+318
LGSWAM468+440LGSWAM469+903
LGSWAM470+639LGSWAM471+62
LGSWAM472+788LGSWAM473+68
LGSWAM474+423LGSWAM475+213
LGSWAM476+551LGSWAM477+435
LGSWAN757+393LGSWAR783+318
LGSWAR784+391LGSWAR785+980
LGSWAR786+699LGSWAR787+813
LGSWAR788+860LGSWAR789+437
LGSWAR790+875LGSWAR791+473
LGSWAR792+999LGSWAR793+422
LGSWAR794+747LGSWAR795+35
LGSWAM482+676LGSWAM483+458
LGSWAR796+24LGSWAR797+750
LGSWAR798+749LGSWAR799+831
LGSWAR800+418LGSWAR801+529
LGSWAM486+693LGSWAM487+505
LGSWAM488+137LGSWAM489+997
LGSWAM490+250LGSWAM491+487
LGSWAM492+147LGSWAM493+907
LGSWAM494+315LGSWAM495+654
LGSWAM496+18648LGSWAM497+18609
|
```

Step 3. The last step, is adding the respondent ID, as-of-date and the report form name.

Open the newly created text file, place the cursor before the Cell Identifier on the beginning of the first row of data and press the return key to create an empty first row. Then type in your 10-digit respondent ID code immediately followed by FR2004A and three blank spaces (Remember the report form name must be 10 characters long) and then the report's as-of-date (in the format of the date on the first line below.) Save the file and you're done. Once you're done, your first row of data should look similar in format to the file below.

```
File Edit Format View Help
0123456789FR2004A 01-05-2022
LGSWAM438+233LGSWAM439+76
LGSWAN749+310LGSWAN756+309
LGSWAM440+31LGSWAM441+546
LGSWAM442+702LGSWAM443+626
LGSWAM444+310LGSWAM445+182
LGSWAM446+818LGSWAM447+493
LGSWAM448+933LGSWAM449+751
LGSWALF56+350LGSWALF57+627
LGSWALF58+211LGSWALF59+413
LGSWAM452+297LGSWAM453+151
LGSWAM454+276LGSWAM455+621
LGSWAM456+539LGSWAM457+458
LGSWAM458+409LGSWAM459+2
LGSWAM460+130LGSWAM461+663
LGSWAM462+476LGSWAM463+369
LGSWAMF98+181LGSWAMF96+174
LGSWAMG00+953LGSWAMF99+553
LGSWAM466+275LGSWAM467+318
LGSWAM468+440LGSWAM469+903
LGSWAM470+639LGSWAM471+62
LGSWAM472+788LGSWAM473+68
LGSWAM474+423LGSWAM475+213
LGSWAM476+551LGSWAM477+435
LGSWAN757+393LGSWAR783+318
LGSWAR784+391LGSWAR785+980
LGSWAR786+699LGSWAR787+813
LGSWAR788+860LGSWAR789+437
LGSWAR790+875LGSWAR791+473
LGSWAR792+999LGSWAR793+422
LGSWAR794+747LGSWAR795+35
LGSWAM482+676LGSWAM483+458
LGSWAR796+24LGSWAR797+750
LGSWAR798+749LGSWAR799+831
LGSWAR800+418LGSWAR801+529
LGSWAM486+693LGSWAM487+505
LGSWAM488+137LGSWAM489+997
LGSWAM490+250LGSWAM491+487
LGSWAM492+147LGSWAM493+907
LGSWAM494+315LGSWAM495+654
LGSWAM496+18648LGSWAM497+18609
```

Now you can go ahead and submit this text file to Reporting Central.

File Format for FR2004B (Effective from 01/05/2022)

Report Header Record for FR2004B

The Report Header Record must be the first record in the file.

<u>Field</u>	<u>Length</u>	<u>Type</u>	<u>Value/Description</u>
Report Institution ID	10	NUM	10-digit respondent identifier
Report Name	10	ALPHA	'FR2004B' followed by three blanks
Report As-of-date	10	NUM	10-digit date (MM-DD-YYYY) which represents the as-of-date of the report

Report Data Record for FR2004B

There must be one Report Data Record for each line of the report form.

<u>Field</u>	<u>Length</u>	<u>Type</u>	<u>Value/Description</u>
Cell Identifier	9	ALPHA	L followed by 8-character Cell Identifier of the line of the report form: "MDRM" ID for the FR2004B form (4-char): GSWB and the first field of the corresponding line "MDRM" (4-char) (M498-M559) – see next section of this document for a List of Cell Identifiers values.

The next pair of fields is: the separator and the data value. In case of the FR2004B report, there are only two columns per Line, so two cell identifiers are followed by their values separated by field separators.

<u>Field</u>	<u>Length</u>	<u>Type</u>	<u>Value/Description</u>
+	1	ALPHA	'+' plus sign, used as field separator
Data Value	0-9	NUM	Numeric data value being reported for the particular data cell defined by that row and column. Value must be in one of the following formats: . an unsigned one to nine-digit value if positive (999999999); . zero (unsigned) if zero is the applicable value; . null, if the data field is not applicable.

Note: Do not zero fill the report. If you do not have data for a cell, please leave the cell null.

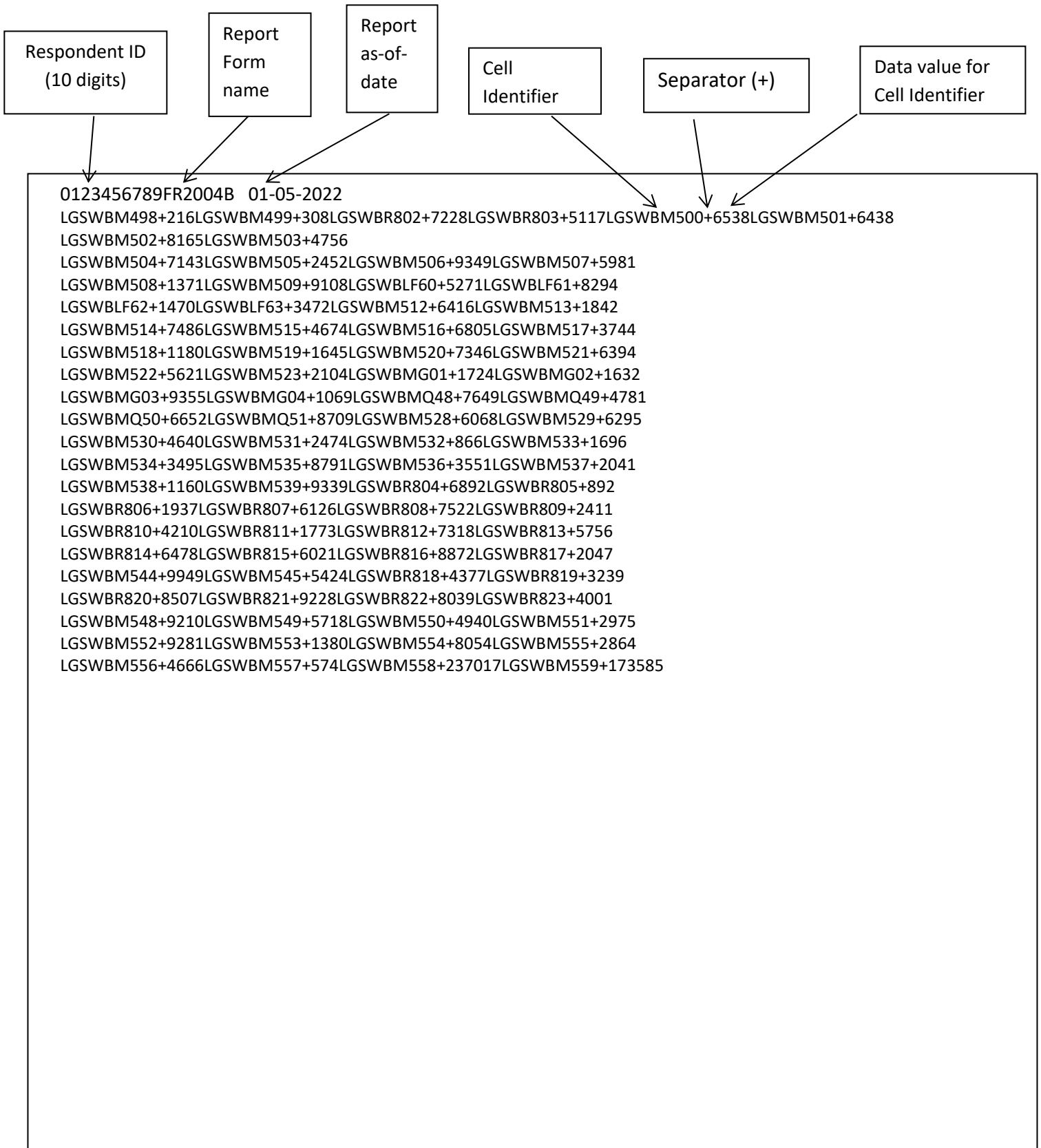
Cell Identifiers to be used for FR2004B

Weekly Report of Dealer Transactions – FR2004B

MDRMs		Descriptions	Cell Identifiers	
GSWBM498	GSWBM499	1a Bills	LGSWBM498	LGSWBM499
GSWBR802	GSWBR803	1b Floating Rate Notes	LGSWBR802	LGSWBR803
GSWBM500	GSWBM501	1c Coupons due in less than or equal to 2 years	LGSWBM500	LGSWBM501
GSWBM502	GSWBM503	1d Coupons due in more than 2 years but less than or equal to 3 years	LGSWBM502	LGSWBM503
GSWBM504	GSWBM505	1e Coupons due in more than 3 years but less than or equal to 6 years	LGSWBM504	LGSWBM505
GSWBM506	GSWBM507	1f Coupons due in more than 6 years but less than or equal to 7 years	LGSWBM506	LGSWBM507
GSWBM508	GSWBM509	1g Coupons due in more than 7 years but less than or equal to 11 years	LGSWBM508	LGSWBM509
GSWBLF60	GSWBLF61	1h Coupons due in more than 11 years but less than or equal to 21 years	LGSWBLF60	LGSWBLF61
GSWBLF62	GSWBLF63	1i Treasury Coupons due in more than 21 years	LGSWBLF62	LGSWBLF63
GSWBM512	GSWBM513	2a TIPS due in less than or equal to 2 years	LGSWBM512	LGSWBM513
GSWBM514	GSWBM515	2b TIPS due in more than 2 years but less than or equal to 6 years	LGSWBM514	LGSWBM515
GSWBM516	GSWBM517	2c TIPS due in more than 6 years but less than or equal to 11 years	LGSWBM516	LGSWBM517
GSWBM518	GSWBM519	2d TIPS due in more than 11 years	LGSWBM518	LGSWBM519
GSWBM520	GSWBM521	3a Discount notes	LGSWBM520	LGSWBM521
GSWBM522	GSWBM523	3b Coupons	LGSWBM522	LGSWBM523
GSWBMG01	GSWBMG02	4a FA Residential Pass-through MBS TBA Cash transactions	LGSWBMG01	LGSWBMG02
GSWBMG03	GSWBMG04	4b FA Residential Pass-through MBS TBA Dollar roll transactions	LGSWBMG03	LGSWBMG04
GSWBMQ48	GSWBMQ49	4c FA Residential Pass-through MBS Specified Pools Cash transactions	LGSWBMQ48	LGSWBMQ49
GSWBMQ50	GSWBMQ51	4d FA Residential Pass-through MBS Specified Pools Dollar roll transactions	LGSWBMQ50	LGSWBMQ51
GSWBM528	GSWBM529	4e All Other Federal Agency and GSE Residential MBS	LGSWBM528	LGSWBM529
GSWBM530	GSWBM531	4f Federal Agency and GSE CMBS	LGSWBM530	LGSWBM531
GSWBM532	GSWBM533	4g Non-Agency Residential MBS	LGSWBM532	LGSWBM533
GSWBM534	GSWBM535	4h Non-Agency CMBS	LGSWBM534	LGSWBM535
GSWBM536	GSWBM537	5a Commercial paper	LGSWBM536	LGSWBM537
GSWBM538	GSWBM539	5b Due in less than or equal to 13 months	LGSWBM538	LGSWBM539
GSWBR804	GSWBR805	5c Due in more than 13 months but less than or equal to 5 years	LGSWBR804	LGSWBR805
GSWBR806	GSWBR807	5d Due in more than 5 years but less than or equal to 10 years	LGSWBR806	LGSWBR807
GSWBR808	GSWBR809	5e Due in more than 10 years	LGSWBR808	LGSWBR809
GSWBR810	GSWBR811	5f Due in less than or equal to 13 months	LGSWBR810	LGSWBR811
GSWBR812	GSWBR813	5g Due in more than 13 months but less than or equal to 5 years	LGSWBR812	LGSWBR813
GSWBR814	GSWBR815	5h Due in more than 5 years but less than or equal to 10 years	LGSWBR814	LGSWBR815
GSWBR816	GSWBR817	5i Due in more than 10 years	LGSWBR816	LGSWBR817
GSWBM544	GSWBM545	6a Due in less than or equal to 13 months	LGSWBM544	LGSWBM545
GSWBR818	GSWBR819	6b Due in more than 13 months but less than or equal to 5 years	LGSWBR818	LGSWBR819
GSWBR820	GSWBR821	6c Due in more than 5 years but less than or equal to 10 years	LGSWBR820	LGSWBR821
GSWBR822	GSWBR823	6d Due in more than 10 years	LGSWBR822	LGSWBR823
GSWBM548	GSWBM549	6e Variable rate demand notes	LGSWBM548	LGSWBM549
GSWBM550	GSWBM551	7a Credit card-backed securities	LGSWBM550	LGSWBM551
GSWBM552	GSWBM553	7b Student loan-backed securities	LGSWBM552	LGSWBM553

GSWBM554	GSWBM555	7c Automobile loan-backed securities	LGSWBM554	LGSWBM555
GSWBM556	GSWBM557	7d Other asset-backed securities	LGSWBM556	LGSWBM557
GSWBM558	GSWBM559	8 Total (Lines 1 through 7)	LGSWBM558	LGSWBM559

FIGURE 1 - EXAMPLE TEXT FILE FOR FR2004B



How to create a FR2004B Text file from a spreadsheet

Step 1. Create a spreadsheet with a layout similar to the FR2004B report form, along with its corresponding Cell identifiers and its data values for each item on the FR2004B report form. You should skip those rows on the form that doesn't contain cells to be filled-in. A sample picture of a portion of the FR2004B report is displayed below:

	B	C	D	E	F	G
1						
2						
3						
4						
5						
6						
7						
8						
9						
10						
11						
12						
13						
14						
15						
16						
17						
18						
19						
20						
21						
22						
23						
24						
25						
26						
27						
28						
29						
30						
31						
32						
33						
34						
35						
36						
37						
38						
39						
40						
41						
42						
43						
44						
45						
46						
47						
48						
49						
50						
51						
52						
53						
54						
55						
56						
57						
58						
59						
60						
61						

Step 2. Once the entire report form is populated on a spreadsheet and the data values have been entered, it is time to format all of your entries from the first Cell Identifier and Value up to and including the last Cell Identifier and Value into a Reporting Central required format.

To accomplish this the following technique may be used

- select cells starting with the first Cell Identifier and Value (starting with the first Cell Identifier row/column) up to the last Cell Identifier and Value (ending with the last Value row/column).
- paste selection to another spreadsheet and save it in *.txt file:
 On the spreadsheet file: do a File > Save As, select Text (Tab delimited) in the Save as type section. Type a name for the file and click the Save button. Then click OK and Yes to the two MS Excel prompts.
- If you open the text file, you should see something like this:

File	Edit	Format	View	Help
LGSWBM498	216	LGSWBM499	308	
LGSWBR802	7228	LGSWBR803	5117	
LGSWBM500	6538	LGSWBM501	6438	
LGSWBM502	8165	LGSWBM503	4756	
LGSWBM504	7143	LGSWBM505	2452	
LGSWBM506	9349	LGSWBM507	5981	
LGSWBM508	1371	LGSWBM509	9108	
LGSWBLF60	5271	LGSWBLF61	8294	
LGSWBLF62	1470	LGSWBLF63	3472	
LGSWBM512	6416	LGSWBM513	1842	
LGSWBM514	7486	LGSWBM515	4674	
LGSWBM516	6805	LGSWBM517	3744	
LGSWBM518	1180	LGSWBM519	1645	
LGSWBM520	7346	LGSWBM521	6394	
LGSWBM522	5621	LGSWBM523	2104	
LGSWBMG01	1724	LGSWBMG02	1632	
LGSWBMG03	9355	LGSWBMG04	1069	
LGSWBMQ48	7649	LGSWBMQ49	4781	
LGSWBMQ50	6652	LGSWBMQ51	8709	
LGSWBM528	6068	LGSWBM529	6295	
LGSWBM530	4640	LGSWBM531	2474	
LGSWBM532	866	LGSWBM533	1696	
LGSWBM534	3495	LGSWBM535	8791	
LGSWBM536	3551	LGSWBM537	2041	
LGSWBM538	1160	LGSWBM539	9339	
LGSWBR804	6892	LGSWBR805	892	
LGSWBR806	1937	LGSWBR807	6126	
LGSWBR808	7522	LGSWBR809	2411	
LGSWBR810	4210	LGSWBR811	1773	
LGSWBR812	7318	LGSWBR813	5756	
LGSWBR814	6478	LGSWBR815	6021	
LGSWBR816	8872	LGSWBR817	2047	
LGSWBM544	9949	LGSWBM545	5424	
LGSWBR818	4377	LGSWBR819	3239	
LGSWBR820	8507	LGSWBR821	9228	
LGSWBR822	8039	LGSWBR823	4001	
LGSWBM548	9210	LGSWBM549	5718	
LGSWBM550	4940	LGSWBM551	2975	
LGSWBM552	9281	LGSWBM553	1380	
LGSWBM554	8054	LGSWBM555	2864	
LGSWBM556	4666	LGSWBM557	574	
LGSWBM558	237017	LGSWBM559	173585	

- use "Replace All" for the following: "<tab>" to "+" and after that "+L" to "L" to see something like that:

```
File Edit Format View Help
LGSWBM498+216LGSWBM499+308
LGSWBR802+7228LGSWBR803+5117
LGSWBM500+6538LGSWBM501+6438
LGSWBM502+8165LGSWBM503+4756
LGSWBM504+7143LGSWBM505+2452
LGSWBM506+9349LGSWBM507+5981
LGSWBM508+1371LGSWBM509+9108
LGSWBLF60+5271LGSWBLF61+8294
LGSWBLF62+1470LGSWBLF63+3472
LGSWBM512+6416LGSWBM513+1842
LGSWBM514+7486LGSWBM515+4674
LGSWBM516+6805LGSWBM517+3744
LGSWBM518+1180LGSWBM519+1645
LGSWBM520+7346LGSWBM521+6394
LGSWBM522+5621LGSWBM523+2104
LGSWBMG01+1724LGSWBMG02+1632
LGSWBMG03+9355LGSWBMG04+1069
LGSWBMQ48+7649LGSWBMQ49+4781
LGSWBMQ50+6652LGSWBMQ51+8709
LGSWBM528+6068LGSWBM529+6295
LGSWBM530+4640LGSWBM531+2474
LGSWBM532+866LGSWBM533+1696
LGSWBM534+3495LGSWBM535+8791
LGSWBM536+3551LGSWBM537+2041
LGSWBM538+1160LGSWBM539+9339
LGSWBR804+6892LGSWBR805+892
LGSWBR806+1937LGSWBR807+6126
LGSWBR808+7522LGSWBR809+2411
LGSWBR810+4210LGSWBR811+1773
LGSWBR812+7318LGSWBR813+5756
LGSWBR814+6478LGSWBR815+6021
LGSWBR816+8872LGSWBR817+2047
LGSWBM544+9949LGSWBM545+5424
LGSWBR818+4377LGSWBR819+3239
LGSWBR820+8507LGSWBR821+9228
LGSWBR822+8039LGSWBR823+4001
LGSWBM548+9210LGSWBM549+5718
LGSWBM550+4940LGSWBM551+2975
LGSWBM552+9281LGSWBM553+1380
LGSWBM554+8054LGSWBM555+2864
LGSWBM556+4666LGSWBM557+574
LGSWBM558+237017LGSWBM559+173585
```

Step 3. The last step, is adding the respondent ID, as-of-date and the report form name.

Open the newly created text file, place the cursor before the Cell Identifier on the first row of data and press the return key to create an empty first row. Then type in your 10-digit respondent ID code immediately followed by FR2004B and three blank spaces (Remember the report form name must be 10 characters long) and then the report's as-of-date (in the format of the date on the first line below.) Save the file and you're done. Once you're done, your first row of data should look similar in format to the file below.

```
File Edit Format View Help
0123456789FR2004B 01-05-2022
LGSWBM498+216LGSWBM499+308
LGSWBR802+7228LGSWBR803+5117
LGSWBM500+6538LGSWBM501+6438
LGSWBM502+8165LGSWBM503+4756
LGSWBM504+7143LGSWBM505+2452
LGSWBM506+9349LGSWBM507+5981
LGSWBM508+1371LGSWBM509+9108
LGSWBLF60+5271LGSWBLF61+8294
LGSWBLF62+1470LGSWBLF63+3472
LGSWBM512+6416LGSWBM513+1842
LGSWBM514+7486LGSWBM515+4674
LGSWBM516+6805LGSWBM517+3744
LGSWBM518+1180LGSWBM519+1645
LGSWBM520+7346LGSWBM521+6394
LGSWBM522+5621LGSWBM523+2104
LGSWBMG01+1724LGSWBMG02+1632
LGSWBMG03+9355LGSWBMG04+1069
LGSWBMQ48+7649LGSWBMQ49+4781
LGSWBMQ50+6652LGSWBMQ51+8709
LGSWBM528+6068LGSWBM529+6295
LGSWBM530+4640LGSWBM531+2474
LGSWBM532+866LGSWBM533+1696
LGSWBM534+3495LGSWBM535+8791
LGSWBM536+3551LGSWBM537+2041
LGSWBM538+1160LGSWBM539+9339
LGSWBR804+6892LGSWBR805+892
LGSWBR806+1937LGSWBR807+6126
LGSWBR808+7522LGSWBR809+2411
LGSWBR810+4210LGSWBR811+1773
LGSWBR812+7318LGSWBR813+5756
LGSWBR814+6478LGSWBR815+6021
LGSWBR816+8872LGSWBR817+2047
LGSWBM544+9949LGSWBM545+5424
LGSWBR818+4377LGSWBR819+3239
LGSWBR820+8507LGSWBR821+9228
LGSWBR822+8039LGSWBR823+4001
LGSWBM548+9210LGSWBM549+5718
LGSWBM550+4940LGSWBM551+2975
LGSWBM552+9281LGSWBM553+1380
LGSWBM554+8054LGSWBM555+2864
LGSWBM556+4666LGSWBM557+574
LGSWBM558+237017LGSWBM559+173585
```

Now you can go ahead and submit this text file to Reporting Central.

File Format for FR2004C (Effective from 01/05/2022)

Report Header Record for FR2004C

The Report Header Record must be the first record in the file.

<u>Field</u>	<u>Length</u>	<u>Type</u>	<u>Value/Description</u>
Report Institution ID	10	NUM	10-digit respondent identifier
Report Name	10	ALPHA	'FR2004C' followed by three blanks
Report As-of-date	10	NUM	10-digit date (MM-DD-YYYY) which represents the as-of-date of the report

Report Data Record for FR2004C

There must be one Report Data Record for each line of the report form.

<u>Field</u>	<u>Length</u>	<u>Type</u>	<u>Value/Description</u>
Cell Identifier	9	ALPHA	L followed by 8-character Cell Identifier of the line of the report form: "MDRM" ID for the FR2004C form (4-char): GSCW and the first field of the corresponding line "MDRM" (4-char) (ex. MB62) – see next section of this document for a List of Cell Identifiers values.

The next pair of fields is: the separator and the data value. In case of the FR2004C report, there are only two columns per Line, so two cell identifiers are followed by their values separated by field separators.

<u>Field</u>	<u>Length</u>	<u>Type</u>	<u>Value/Description</u>
+	1	ALPHA	'+' plus sign, used as field separator
Data Value	0-9	NUM	Numeric data value being reported for the particular data cell defined by that row and column. Value must be in one of the following formats: . an unsigned one to nine-digit value if positive (999999999); . zero (unsigned) if zero is the applicable value; . null, if the data field is not applicable.

Note: Do not zero fill the report. If you do not have data for a cell, please leave the cell null.

Cell Identifiers to be used for FR2004C

Weekly Report of Dealer Financing and Fails – FR2004C

*Cell Identifier values should be L + the MDRM. For example, the Cell Identifier for the MDRM **GSCWMB62** is **LGSCWMB62**.

Uncleared Bilateral							
Specified			General				
Overnight and Continuing	Term Agreements (less than 30 days)	Term Agreements (30 days or greater)	Overnight and Continuing	Term Agreements (less than 30 days)	Term Agreements (30 days or greater)		
1	2	3	4	5	6		
MDRMs						Descriptions	Cell Identifiers
GSCWMB62	GSCWMB63	GSCWMB64	GSCWMB65	GSCWMB66	GSCWMB67	1a U.S. Treasury Securities (excluding TIPS)	L + MDRM*
GSCWMB84	GSCWMB85	GSCWMB86	GSCWMB87	GSCWMB88	GSCWMB89	1b U.S. Treasury Inflation-Protected Securities(TIPS)	L + MDRM*
GSCWMC06	GSCWMC07	GSCWMC08	GSCWMC09	GSCWMC10	GSCWMC11	1c Federal Agency and GSE Securities (excluding MBS)	L + MDRM*
GSCWMC28	GSCWMC29	GSCWMC30	GSCWMC31	GSCWMC32	GSCWMC33	1d Federal Agency and GSE Residential MBS	L + MDRM*
GSCWMC50	GSCWMC51	GSCWMC52	GSCWMC53	GSCWMC54	GSCWMC55	1e Federal Agency and GSE CMBS	L + MDRM*
GSCWMC72	GSCWMC73	GSCWMC74	GSCWMC75	GSCWMC76	GSCWMC77	1f Corporate Debt	L + MDRM*
GSCWMC94	GSCWMC95	GSCWMC96	GSCWMC97	GSCWMC98	GSCWMC99	1g Asset-backed Securities	L + MDRM*
GSCWMD16	GSCWMD17	GSCWMD18	GSCWMD19	GSCWMD20	GSCWMD21	1h Equities	L + MDRM*
GSCWMD38	GSCWMD39	GSCWMD40	GSCWMD41	GSCWMD42	GSCWMD43	1i Other	L + MDRM*
GSCWMD60	GSCWMD61	GSCWMD62	GSCWMD63	GSCWMD64	GSCWMD65	2a U.S. Treasury Securities (excluding TIPS)	L + MDRM*
GSCWMD82	GSCWMD83	GSCWMD84	GSCWMD85	GSCWMD86	GSCWMD87	2b U.S. Treasury Inflation-Protected Securities(TIPS)	L + MDRM*
GSCWME04	GSCWME05	GSCWME06	GSCWME07	GSCWME08	GSCWME09	2c Federal Agency and GSE Securities (excluding MBS)	L + MDRM*
GSCWME26	GSCWME27	GSCWME28	GSCWME29	GSCWME30	GSCWME31	2d Federal Agency and GSE Residential MBS	L + MDRM*
GSCWME48	GSCWME49	GSCWME50	GSCWME51	GSCWME52	GSCWME53	2e Federal Agency and GSE CMBS	L + MDRM*
GSCWME70	GSCWME71	GSCWME72	GSCWME73	GSCWME74	GSCWME75	2f Corporate Debt	L + MDRM*
GSCWME92	GSCWME93	GSCWME94	GSCWME95	GSCWME96	GSCWME97	2g Asset-backed Securities	L + MDRM*
GSCWMF14	GSCWMF15	GSCWMF16	GSCWMF17	GSCWMF18	GSCWMF19	2h Equities	L + MDRM*
GSCWMF36	GSCWMF37	GSCWMF38	GSCWMF39	GSCWMF40	GSCWMF41	2i Other	L + MDRM*
GSCWMF58	GSCWMF59	GSCWMF60	GSCWMF61	GSCWMF62	GSCWMF63	3 Total (lines 1-2)	L + MDRM*

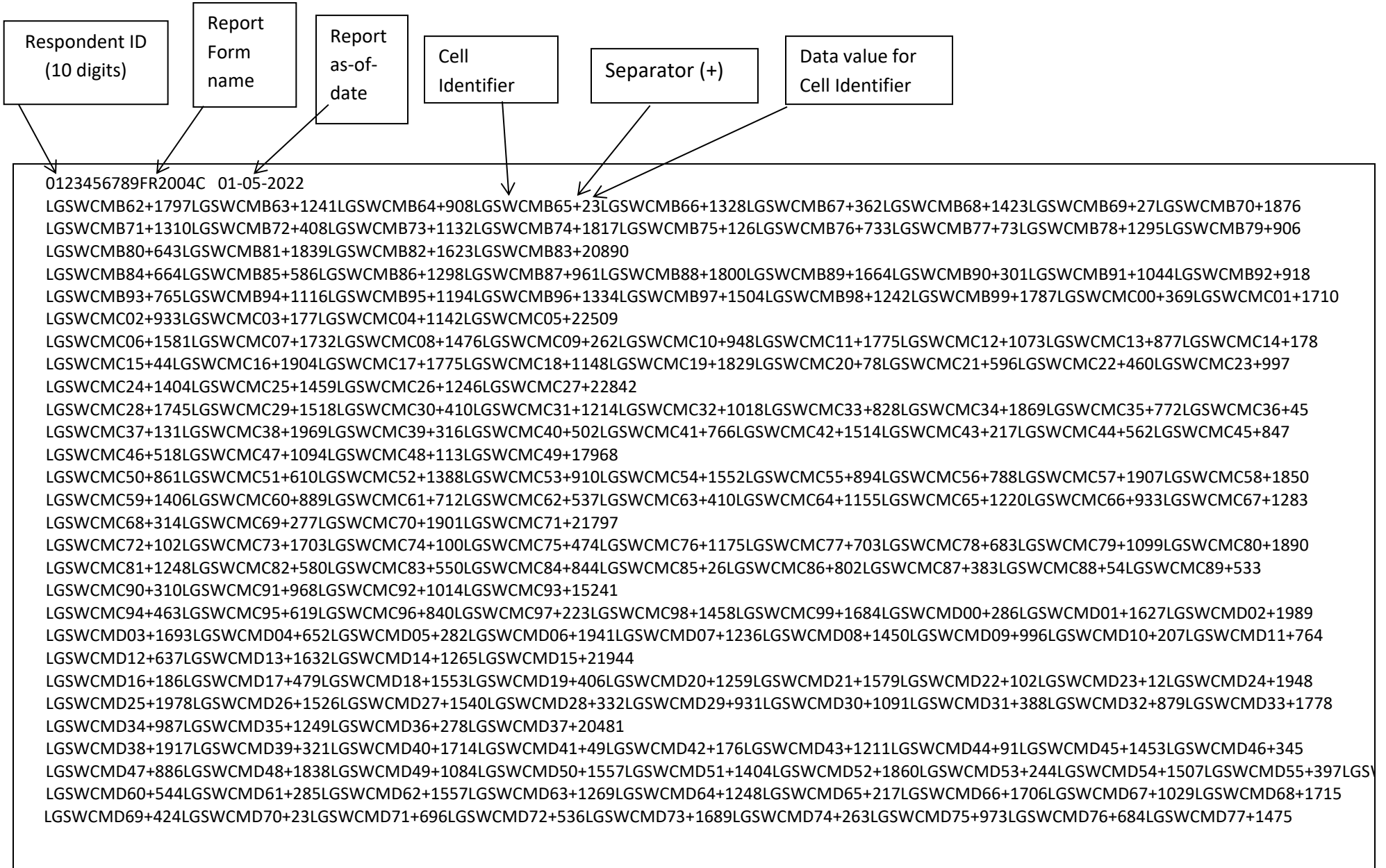
Cleared Bilateral										
Specified			General			Sponsored			Descriptions	Cell Identifiers
Overnight and Continuing	Term Agreements (less than 30 days)	Term Agreements (30 days or greater)	Overnight and Continuing	Term Agreements (less than 30 days)	Term Agreements (30 days or greater)	Overnight and Continuing	Term Agreements (less than 30 days)	Term Agreements (30 days or greater)		
7	8	9	10	11	12	13	14	15		
MDRMs										
GSCWMB68	GSCWMB69	GSCWMB70	GSCWMB71	GSCWMB72	GSCWMB73	GSCWMB74	GSCWMB75	GSCWMB76	1a U.S. Treasury Securities (excluding TIPS)	L + MDRM*
GSCWMB90	GSCWMB91	GSCWMB92	GSCWMB93	GSCWMB94	GSCWMB95	GSCWMB96	GSCWMB97	GSCWMB98	1b U.S. Treasury Inflation-Protected Securities (TIPS)	L + MDRM*
GSCWMC12	GSCWMC13	GSCWMC14	GSCWMC15	GSCWMC16	GSCWMC17	GSCWMC18	GSCWMC19	GSCWMC20	1c Federal Agency and GSE Securities (excluding MBS)	L + MDRM*
GSCWMC34	GSCWMC35	GSCWMC36	GSCWMC37	GSCWMC38	GSCWMC39	GSCWMC40	GSCWMC41	GSCWMC42	1d Federal Agency and GSE Residential MBS	L + MDRM*
GSCWMC56	GSCWMC57	GSCWMC58	GSCWMC59	GSCWMC60	GSCWMC61	GSCWMC62	GSCWMC63	GSCWMC64	1e Federal Agency and GSE CMBS	L + MDRM*
GSCWMC78	GSCWMC79	GSCWMC80	GSCWMC81	GSCWMC82	GSCWMC83	GSCWMC84	GSCWMC85	GSCWMC86	1f Corporate Debt	L + MDRM*
GSCWMD00	GSCWMD01	GSCWMD02	GSCWMD03	GSCWMD04	GSCWMD05	GSCWMD06	GSCWMD07	GSCWMD08	1g Asset-backed Securities	L + MDRM*
GSCWMD22	GSCWMD23	GSCWMD24	GSCWMD25	GSCWMD26	GSCWMD27	GSCWMD28	GSCWMD29	GSCWMD30	1h Equities	L + MDRM*
GSCWMD44	GSCWMD45	GSCWMD46	GSCWMD47	GSCWMD48	GSCWMD49	GSCWMD50	GSCWMD51	GSCWMD52	1i Other	L + MDRM*
										L + MDRM*
GSCWMD66	GSCWMD67	GSCWMD68	GSCWMD69	GSCWMD70	GSCWMD71	GSCWMD72	GSCWMD73	GSCWMD74	2a U.S. Treasury Securities (excluding TIPS)	L + MDRM*
GSCWMD88	GSCWMD89	GSCWMD90	GSCWMD91	GSCWMD92	GSCWMD93	GSCWMD94	GSCWMD95	GSCWMD96	2b U.S. Treasury Inflation-Protected Securities (TIPS)	L + MDRM*
GSCWME10	GSCWME11	GSCWME12	GSCWME13	GSCWME14	GSCWME15	GSCWME16	GSCWME17	GSCWME18	2c Federal Agency and GSE Securities (excluding MBS)	L + MDRM*
GSCWME32	GSCWME33	GSCWME34	GSCWME35	GSCWME36	GSCWME37	GSCWME38	GSCWME39	GSCWME40	2d Federal Agency and GSE Residential MBS	L + MDRM*
GSCWME54	GSCWME55	GSCWME56	GSCWME57	GSCWME58	GSCWME59	GSCWME60	GSCWME61	GSCWME62	2e Federal Agency and GSE CMBS	L + MDRM*
GSCWME76	GSCWME77	GSCWME78	GSCWME79	GSCWME80	GSCWME81	GSCWME82	GSCWME83	GSCWME84	2f Corporate Debt	L + MDRM*
GSCWME98	GSCWME99	GSCWMF00	GSCWMF01	GSCWMF02	GSCWMF03	GSCWMF04	GSCWMF05	GSCWMF06	2g Asset-backed Securities	L + MDRM*
GSCWMF20	GSCWMF21	GSCWMF22	GSCWMF23	GSCWMF24	GSCWMF25	GSCWMF26	GSCWMF27	GSCWMF28	2h Equities	L + MDRM*
GSCWMF42	GSCWMF43	GSCWMF44	GSCWMF45	GSCWMF46	GSCWMF47	GSCWMF48	GSCWMF49	GSCWMF50	2i Other	L + MDRM*
GSCWMF64	GSCWMF65	GSCWMF66	GSCWMF67	GSCWMF68	GSCWMF69	GSCWMF70	GSCWMF71	GSCWMF72	3 Total (lines 1-2)	L + MDRM*

GCF			TriParty excluding GCF			Total	Descriptions	Cell Identifiers
Overnight and Continuing	Term Agreements (less than 30 days)	Term Agreements (30 days or greater)	Overnight and Continuing	Term Agreements (less than 30 days)	Term Agreements (30 days or greater)			
16	17	18	19	20	21	22		
MDRMS								
GSCWMB77	GSCWMB78	GSCWMB79	GSCWMB80	GSCWMB81	GSCWMB82	GSCWMB83	1a U.S. Treasury Securities (excluding TIPS)	L + MDRM*
GSCWMB99	GSCWMC00	GSCWMC01	GSCWMC02	GSCWMC03	GSCWMC04	GSCWMC05	1b U.S. Treasury Inflation-Protected Securities (TIPS)	L + MDRM*
GSCWMC21	GSCWMC22	GSCWMC23	GSCWMC24	GSCWMC25	GSCWMC26	GSCWMC27	1c Federal Agency and GSE Securities (excluding MBS)	L + MDRM*
GSCWMC43	GSCWMC44	GSCWMC45	GSCWMC46	GSCWMC47	GSCWMC48	GSCWMC49	1d Federal Agency and GSE Residential MBS	L + MDRM*
GSCWMC65	GSCWMC66	GSCWMC67	GSCWMC68	GSCWMC69	GSCWMC70	GSCWMC71	1e Federal Agency and GSE CMBS	L + MDRM*
GSCWMC87	GSCWMC88	GSCWMC89	GSCWMC90	GSCWMC91	GSCWMC92	GSCWMC93	1f Corporate Debt	L + MDRM*
GSCWMD09	GSCWMD10	GSCWMD11	GSCWMD12	GSCWMD13	GSCWMD14	GSCWMD15	1g Asset-backed Securities	L + MDRM*
GSCWMD31	GSCWMD32	GSCWMD33	GSCWMD34	GSCWMD35	GSCWMD36	GSCWMD37	1h Equities	L + MDRM*
GSCWMD53	GSCWMD54	GSCWMD55	GSCWMD56	GSCWMD57	GSCWMD58	GSCWMD59	1i Other	L + MDRM*
GSCWMD75	GSCWMD76	GSCWMD77	GSCWMD78	GSCWMD79	GSCWMD80	GSCWMD81	2a U.S. Treasury Securities (excluding TIPS)	L + MDRM*
GSCWMD97	GSCWMD98	GSCWMD99	GSCWME00	GSCWME01	GSCWME02	GSCWME03	2b U.S. Treasury Inflation-Protected Securities (TIPS)	L + MDRM*
GSCWME19	GSCWME20	GSCWME21	GSCWME22	GSCWME23	GSCWME24	GSCWME25	2c Federal Agency and GSE Securities (excluding MBS)	L + MDRM*
GSCWME41	GSCWME42	GSCWME43	GSCWME44	GSCWME45	GSCWME46	GSCWME47	2d Federal Agency and GSE Residential MBS	L + MDRM*
GSCWME63	GSCWME64	GSCWME65	GSCWME66	GSCWME67	GSCWME68	GSCWME69	2e Federal Agency and GSE CMBS	L + MDRM*
GSCWME85	GSCWME86	GSCWME87	GSCWME88	GSCWME89	GSCWME90	GSCWME91	2f Corporate Debt	L + MDRM*
GSCWMF07	GSCWMF08	GSCWMF09	GSCWMF10	GSCWMF11	GSCWMF12	GSCWMF13	2g Asset-backed Securities	L + MDRM*
GSCWMF29	GSCWMF30	GSCWMF31	GSCWMF32	GSCWMF33	GSCWMF34	GSCWMF35	2h Equities	L + MDRM*
GSCWMF51	GSCWMF52	GSCWMF53	GSCWMF54	GSCWMF55	GSCWMF56	GSCWMF57	2i Other	L + MDRM*
GSCWMF73	GSCWMF74	GSCWMF75	GSCWMF76	GSCWMF77	GSCWMF78	GSCWMF79	3 Total (lines 1-2)	L + MDRM*

Overnight and Continuing	Term Agreements (less than 30 days)	Term Agreements (30 days or greater)	Total		
1	2	3	4		
MDRMs				Descriptions	Cell Identifiers
GSCWM616	GSCWM617	GSCWM618	GSCWM619	4a U.S. Treasury Securities (excluding TIPS)	L + MDRM*
GSCWM620	GSCWM621	GSCWM622	GSCWM623	4b U.S. Treasury Inflation-Protected Securities (TIPS)	L + MDRM*
GSCWM624	GSCWM625	GSCWM626	GSCWM627	4c Federal Agency and GSE Securities (excluding MBS)	L + MDRM*
GSCWMF80	GSCWMF81	GSCWMF82	GSCWMF83	4d Federal Agency and GSE Residential MBS	L + MDRM*
GSCWMF84	GSCWMF85	GSCWMF86	GSCWMF87	4e Federal Agency and GSE CMBS	L + MDRM*
GSCWM632	GSCWM633	GSCWM634	GSCWM635	4f Corporate Debt	L + MDRM*
GSCWR832	GSCWR833	GSCWR834	GSCWR835	4g Asset-backed Securities	L + MDRM*
GSCWM636	GSCWM637	GSCWM638	GSCWM639	4h Equities	L + MDRM*
GSCWM640	GSCWM641	GSCWM642	GSCWM643	4i Other	L + MDRM*
GSCWM644	GSCWM645	GSCWM646	GSCWM647	5a U.S. Treasury Securities (excluding TIPS)	L + MDRM*
GSCWM648	GSCWM649	GSCWM650	GSCWM651	5b U.S. Treasury Inflation-Protected Securities (TIPS)	L + MDRM*
GSCWM652	GSCWM653	GSCWM654	GSCWM655	5c Federal Agency and GSE Securities (excluding MBS)	L + MDRM*
GSCWMF88	GSCWMF89	GSCWMF90	GSCWMF91	5d Federal Agency and GSE Residential MBS	L + MDRM*
GSCWMF92	GSCWMF93	GSCWMF94	GSCWMF95	5e Federal Agency and GSE CMBS	L + MDRM*
GSCWM660	GSCWM661	GSCWM662	GSCWM663	5f Corporate Debt	L + MDRM*
GSCWR836	GSCWR837	GSCWR838	GSCWR839	5g Asset-backed Securities	L + MDRM*
GSCWM664	GSCWM665	GSCWM666	GSCWM667	5h Equities	L + MDRM*
GSCWM668	GSCWM669	GSCWM670	GSCWM671	5i Other	L + MDRM*
GSCWM672	GSCWM673	GSCWM674	GSCWM675	6 Total (lines 4-5)	L + MDRM*

Fails to Receive	Fails to Deliver		
1	2		
MDRMs		Descriptions	Cell Identifiers
GSCWM676	GSCWM677	7a U.S. Treasury Securities (excluding TIPS)	L + MDRM*
GSCWM678	GSCWM679	7b U.S. Treasury Inflation-Protected Securities (TIPS)	L + MDRM*
GSCWM680	GSCWM681	7c Federal agency and GSE Securities (excluding MBS)	L + MDRM*
GSCWM682	GSCWM683	7d Federal agency and GSE MBS	L + MDRM*
GSCWM684	GSCWM685	7e Other MBS	L + MDRM*
GSCWM686	GSCWM687	7f Corporate securities	L + MDRM*
GSCWM688	GSCWM689	8 Total (Line 7)	L + MDRM*

FIGURE 1 - EXAMPLE TEXT FILE FOR FR2004C



LGSWCMD78+1437LGSWCMD79+62LGSWCMD80+493LGSWCMD81+18325
LGSWCMD82+1693LGSWCMD83+517LGSWCMD84+558LGSWCMD85+1825LGSWCMD86+1538LGSWCMD87+50LGSWCMD88+1859LGSWCMD89+133LGSWCMD90+1576
LGSWCMD91+988LGSWCMD92+553LGSWCMD93+526LGSWCMD94+645LGSWCMD95+1168LGSWCMD96+1095LGSWCMD97+1653LGSWCMD98+966LGSWCMD99+774
LGSWCME00+1881LGSWCME01+1060LGSWCME02+1769LGSWCME03+22827
LGSWCME04+1899LGSWCME05+592LGSWCME06+485LGSWCME07+437LGSWCME08+882LGSWCME09+637LGSWCME10+651LGSWCME11+333LGSWCME12+1217
LGSWCME13+394LGSWCME14+266LGSWCME15+480LGSWCME16+184LGSWCME17+1407LGSWCME18+1922LGSWCME19+9LGSWCME20+1292LGSWCME21+1325
LGSWCME22+1963LGSWCME23+699LGSWCME24+1729LGSWCME25+18803
LGSWCME26+1565LGSWCME27+1748LGSWCME28+609LGSWCME29+928LGSWCME30+798LGSWCME31+1154LGSWCME32+1465LGSWCME33+1516LGSWCME34+433
LGSWCME35+213LGSWCME36+748LGSWCME37+411LGSWCME38+283LGSWCME39+863LGSWCME40+163LGSWCME41+324LGSWCME42+30LGSWCME43+1828LGSWCME
44+1021
LGSWCME45+1837LGSWCME46+1443LGSWCME47+19380
LGSWCME48+1634LGSWCME49+1799LGSWCME50+1114LGSWCME51+1673LGSWCME52+383LGSWCME53+447LGSWCME54+1756LGSWCME55+109LGSWCME56+176
LGSWCME57+562LGSWCME58+1303LGSWCME59+1466LGSWCME60+842LGSWCME61+995LGSWCME62+1365LGSWCME63+922LGSWCME64+185LGSWCME65+1631
LGSWCME66+1686LGSWCME67+1060LGSWCME68+1662LGSWCME69+22770
LGSWCME70+1462LGSWCME71+1189LGSWCME72+1369LGSWCME73+1951LGSWCME74+1777LGSWCME75+1073LGSWCME76+1183LGSWCME77+994LGSWCME78+1935
LGSWCME79+1924LGSWCME80+1786LGSWCME81+984LGSWCME82+1506LGSWCME83+760LGSWCME84+662LGSWCME85+1040LGSWCME86+1528LGSWCME87+1643
LGSWCME88+801LGSWCME89+751LGSWCME90+1039LGSWCME91+27357
LGSWCME92+1725LGSWCME93+1344LGSWCME94+895LGSWCME95+1808LGSWCME96+797LGSWCME97+1573LGSWCME98+1552LGSWCME99+1098LGSWCME00+1253
LGSWCME01+595LGSWCME02+257LGSWCME03+240LGSWCME04+1755LGSWCME05+1337LGSWCME06+1664LGSWCME07+1513LGSWCME08+948LGSWCME09+874
LGSWCME10+1319LGSWCME11+237LGSWCME12+71LGSWCME13+22855
LGSWCME14+1052LGSWCME15+26LGSWCME16+1481LGSWCME17+1175LGSWCME18+1209LGSWCME19+609LGSWCME20+1205LGSWCME21+1712LGSWCME22+1000
LGSWCME23+372LGSWCME24+1379LGSWCME25+948LGSWCME26+557LGSWCME27+132LGSWCME28+1594LGSWCME29+1827LGSWCME30+300LGSWCME31+73
LGSWCME32+429LGSWCME33+191LGSWCME34+605LGSWCME35+17876
LGSWCME36+906LGSWCME37+755LGSWCME38+234LGSWCME39+415LGSWCME40+123LGSWCME41+1485LGSWCME42+408LGSWCME43+1211LGSWCME44+1706
LGSWCME45+1853LGSWCME46+854LGSWCME47+593LGSWCME48+1962LGSWCME49+1319LGSWCME50+978LGSWCME51+1159LGSWCME52+951LGSWCME53+1526
LGSWCME54+301LGSWCME55+827LGSWCME56+614LGSWCME57+20180
LGSWCME58+21796LGSWCME59+17064LGSWCME60+17989LGSWCME61+16003LGSWCME62+19469LGSWCME63+17945LGSWCME64+18401LGSWCME65+16953
LGSWCME66+22050LGSWCME67+16786LGSWCME68+18051LGSWCME69+14929LGSWCME70+18282LGSWCME71+17902LGSWCME72+19631LGSWCME73+15324
LGSWCME74+13150LGSWCME75+20364LGSWCME76+17381LGSWCME77+15827LGSWCME78+18785LGSWCME79+374082
LGSWCME80+981LGSWCME81+1492LGSWCME82+1421LGSWCME83+3894
LGSWCME84+1680LGSWCME85+1122LGSWCME86+138LGSWCME87+2940
LGSWCME88+1795LGSWCME89+1635LGSWCME90+1633LGSWCME91+5063
LGSWCME92+1376LGSWCME93+316LGSWCME94+932LGSWCME95+2624
LGSWCME96+620LGSWCME97+142LGSWCME98+1988LGSWCME99+2750
LGSWCME00+1362LGSWCME01+978LGSWCME02+66LGSWCME03+2406
LGSWCME04+623LGSWCME05+968LGSWCME06+977LGSWCME07+2568
LGSWCME08+492LGSWCME09+399LGSWCME10+925LGSWCME11+1816
LGSWCME12+1567LGSWCME13+364LGSWCME14+829LGSWCME15+2760
LGSWCME16+1528LGSWCME17+988LGSWCME18+1733LGSWCME19+4249
LGSWCME20+1002LGSWCME21+589LGSWCME22+572LGSWCME23+2163
LGSWCME24+990LGSWCME25+1380LGSWCME26+1109LGSWCME27+3479

LGSWCMF88+1333LGSWCMF89+493LGSWCMF90+1071LGSWCMF91+2897
LGSWCMF92+1177LGSWCMF93+699LGSWCMF94+539LGSWCMF95+2415
LGSWCM660+1344LGSWCM661+974LGSWCM662+356LGSWCM663+2674
LGSWCR836+841LGSWCR837+744LGSWCR838+602LGSWCR839+2187
LGSWCM664+141LGSWCM665+107LGSWCM666+467LGSWCM667+715
LGSWCM668+771LGSWCM669+1397LGSWCM670+1794LGSWCM671+3962
LGSWCM676+1299LGSWCM677+540
LGSWCM678+193LGSWCM679+260
LGSWCM680+135LGSWCM681+389
LGSWCM682+1845LGSWCM683+648
LGSWCM684+1108LGSWCM685+1788
LGSWCM686+385LGSWCM687+1585
LGSWCM688+4965LGSWCM689+5210

How to create a FR2004C Text file from a spreadsheet

Step 1. Create a spreadsheet with a layout similar to the FR2004C report form, along with its corresponding Cell identifiers and its data values for each item on the FR2004C report form.

You should skip those rows on the form that doesn't contain cells to be filled-in.

A sample picture of a portion of the FR2004C report is displayed below:

	B	C	D	E	F	G	H	I	J	K	L	M
1												
2												
3												
4												
5												
6												
7												
8												
9												
10												
11												
12												
13												
14												
15												
16												
17												
18												
19												
20												
21												
22												
23												
24												
25												
26												
27												
28												
29												
30												
31												
32												
33												
34												
35												
36												
37												
38												
39												
40												
41												
42												
43												
44												
45												
46												
47												
48												
49												
50												
51												
52												
53												
54												
55												
56												
57												
58												
59												
60												
61												
62												
63												
64												
65												
66												
67												
68												

- use “Replace All” for the following: “<tab>” to “+” and after that “+L” to “L” to see something like that:

File Edit Format View Help

```
.GSCWMB62+1797L.GSCWMB63+1241L.GSCWMB64+908L.GSCWMB65+23L.GSCWMB66+1328L.GSCWMB67+362L.GSCWMB68+1423L.GSCWMB69+27L.GSCWMB70+1876L.GSCWMB71+1310L.GSCWMB72+408L.GSCWMB73+1132L.GSCWMB74+1817L.GSCWMB75+12E
.GSCWMB84+664L.GSCWMB85+586L.GSCWMB86+1299L.GSCWMB87+96L.GSCWMB88+1800L.GSCWMB89+1664L.GSCWMB90+301L.GSCWMB91+1044L.GSCWMB92+918L.GSCWMB93+765L.GSCWMB94+116L.GSCWMB95+1194L.GSCWMB96+1334L.GSCWMB97+15
.GSCWMC06+158L.GSCWMC07+1732L.GSCWMC08+1476L.GSCWMC09+262L.GSCWMC10+948L.GSCWMC11+1775L.GSCWMC12+1073L.GSCWMC13+877L.GSCWMC14+178L.GSCWMC15+44L.GSCWMC16+1904L.GSCWMC17+1775L.GSCWMC18+1148L.GSCWMC19+18
.GSCWMC28+1748L.GSCWMC29+1518L.GSCWMC30+410L.GSCWMC31+1214L.GSCWMC32+1018L.GSCWMC33+828L.GSCWMC34+1869L.GSCWMC35+772L.GSCWMC36+45L.GSCWMC37+131L.GSCWMC38+1969L.GSCWMC39+316L.GSCWMC40+502L.GSCWMC41+766L
.GSCWMC50+86L.GSCWMC51+610L.GSCWMC52+1388L.GSCWMC53+910L.GSCWMC54+1552L.GSCWMC55+894L.GSCWMC56+788L.GSCWMC57+1907L.GSCWMC58+1850L.GSCWMC59+1406L.GSCWMC60+899L.GSCWMC61+712L.GSCWMC62+537L.GSCWMC63+410L
.GSCWMC72+102L.GSCWMC73+1703L.GSCWMC74+100L.GSCWMC75+474L.GSCWMC76+1175L.GSCWMC77+703L.GSCWMC78+683L.GSCWMC79+1099L.GSCWMC80+1890L.GSCWMC81+1248L.GSCWMC82+580L.GSCWMC83+550L.GSCWMC84+844L.GSCWMC85+26LC
.GSCWMC94+463L.GSCWMC95+619L.GSCWMC96+840L.GSCWMC97+223L.GSCWMC98+1458L.GSCWMC99+1684L.GSCWMD00+286L.GSCWMD01+1627L.GSCWMD02+1989L.GSCWMD03+1693L.GSCWMD04+652L.GSCWMD05+282L.GSCWMD06+1941L.GSCWMD07+12
.GSCWMD16+188L.GSCWMD17+479L.GSCWMD18+1553L.GSCWMD19+406L.GSCWMD20+1259L.GSCWMD21+1579L.GSCWMD22+102L.GSCWMD23+12L.GSCWMD24+1948L.GSCWMD25+1978L.GSCWMD26+1526L.GSCWMD27+1540L.GSCWMD28+332L.GSCWMD29+93
.GSCWMD38+1917L.GSCWMD39+321L.GSCWMD40+1714L.GSCWMD41+49L.GSCWMD42+176L.GSCWMD43+121L.GSCWMD44+91L.GSCWMD45+1453L.GSCWMD46+345L.GSCWMD47+886L.GSCWMD48+1838L.GSCWMD49+1084L.GSCWMD50+1557L.GSCWMD51+1404
.GSCWMD60+544L.GSCWMD61+285L.GSCWMD62+1557L.GSCWMD63+1269L.GSCWMD64+1248L.GSCWMD65+217L.GSCWMD66+1706L.GSCWMD67+1029L.GSCWMD68+1715L.GSCWMD69+424L.GSCWMD70+23L.GSCWMD71+696L.GSCWMD72+536L.GSCWMD73+168
.GSCWMD82+1693L.GSCWMD83+517L.GSCWMD84+558L.GSCWMD85+1825L.GSCWMD86+1538L.GSCWMD87+50L.GSCWMD88+1859L.GSCWMD89+133L.GSCWMD90+1576L.GSCWMD91+988L.GSCWMD92+553L.GSCWMD93+526L.GSCWMD94+645L.GSCWMD95+1168L
.GSCWME04+1899L.GSCWME05+592L.GSCWME06+485L.GSCWME07+437L.GSCWME08+882L.GSCWME09+637L.GSCWME10+651L.GSCWME11+333L.GSCWME12+1217L.GSCWME13+394L.GSCWME14+266L.GSCWME15+480L.GSCWME16+184L.GSCWME17+1407L
.GSCWME26+1565L.GSCWME27+1748L.GSCWME28+609L.GSCWME29+928L.GSCWME30+798L.GSCWME31+1154L.GSCWME32+1465L.GSCWME33+1516L.GSCWME34+433L.GSCWME35+213L.GSCWME36+748L.GSCWME37+411L.GSCWME38+283L.GSCWME39+863L
.GSCWME48+1634L.GSCWME49+1799L.GSCWME50+1114L.GSCWME51+1673L.GSCWME52+383L.GSCWME53+447L.GSCWME54+1756L.GSCWME55+109L.GSCWME56+176L.GSCWME57+562L.GSCWME58+1303L.GSCWME59+1466L.GSCWME60+842L.GSCWME61+99
.GSCWME70+1462L.GSCWME71+1189L.GSCWME72+1369L.GSCWME73+195L.GSCWME74+1777L.GSCWME75+1073L.GSCWME76+1183L.GSCWME77+994L.GSCWME78+1935L.GSCWME79+1924L.GSCWME80+1786L.GSCWME81+984L.GSCWME82+1506L.GSCWME8
.GSCWME92+1725L.GSCWME93+1344L.GSCWME94+895L.GSCWME95+1808L.GSCWME96+797L.GSCWME97+1573L.GSCWME98+1552L.GSCWME99+1098L.GSCWME00+1253L.GSCWME01+595L.GSCWME02+257L.GSCWME03+240L.GSCWME04+1755L.GSCWME05+1
.GSCWMF14+1052L.GSCWMF15+26L.GSCWMF16+1481L.GSCWMF17+1175L.GSCWMF18+1209L.GSCWMF19+609L.GSCWMF20+1205L.GSCWMF21+1712L.GSCWMF22+1000L.GSCWMF23+372L.GSCWMF24+1379L.GSCWMF25+948L.GSCWMF26+557L.GSCWMF27+132L
.GSCWMF36+906L.GSCWMF37+755L.GSCWMF38+234L.GSCWMF39+415L.GSCWMF40+123L.GSCWMF41+1485L.GSCWMF42+408L.GSCWMF43+1211L.GSCWMF44+1706L.GSCWMF45+1853L.GSCWMF46+854L.GSCWMF47+593L.GSCWMF48+1962L.GSCWMF49+1319LC
.GSCWMF58+21796L.GSCWMF59+17064L.GSCWMF60+17989L.GSCWMF61+16003L.GSCWMF62+19469L.GSCWMF63+17945L.GSCWMF64+18401L.GSCWMF65+16953L.GSCWMF66+22050L.GSCWMF67+16786L.GSCWMF68+18051L.GSCWMF69+14929L.GSCWMF70+18
.GSCWR832+623L.GSCWR833+968L.GSCWR834+977L.GSCWR835+2568
.GSCWM636+492L.GSCWM637+399L.GSCWM638+925L.GSCWM639+1816
.GSCWM640+1567L.GSCWM641+364L.GSCWM642+829L.GSCWM643+2760
.GSCWM644+1528L.GSCWM645+988L.GSCWM646+1733L.GSCWM647+4249
.GSCWM648+1002L.GSCWM649+589L.GSCWM650+572L.GSCWM651+2163
.GSCWM652+990L.GSCWM653+1380L.GSCWM654+1109L.GSCWM655+3479
.GSCWMF88+1333L.GSCWMF89+493L.GSCWMF90+1071L.GSCWMF91+2897
.GSCWMF92+1177L.GSCWMF93+699L.GSCWMF94+539L.GSCWMF95+2415
.GSCWM660+1344L.GSCWM661+974L.GSCWM662+356L.GSCWM663+2674
.GSCWR836+841L.GSCWR837+744L.GSCWR838+602L.GSCWR839+2187
.GSCWM664+141L.GSCWM665+107L.GSCWM666+467L.GSCWM667+715
.GSCWM668+771L.GSCWM669+1397L.GSCWM670+1794L.GSCWM671+3962
.GSCWM672+19623L.GSCWM673+14787L.GSCWM674+17152L.GSCWM675+51562
.GSCWM676+1299L.GSCWM677+540
.GSCWM678+193L.GSCWM679+260
.GSCWM680+135L.GSCWM681+389
.GSCWM682+1845L.GSCWM683+648
.GSCWM684+1108L.GSCWM685+1788
.GSCWM686+385L.GSCWM687+1585
.GSCWM688+4965L.GSCWM689+5210
```


Step 3. The last step, is adding the respondent ID, as-of-date and the report form name. Open the newly created text file, place the cursor before the **Cell Identifier** on the first row of data and press the return key to create an empty first row. Then type in your 10-digit respondent ID code immediately followed by FR2004C and three blank spaces (Remember the report form name must be 10 characters long) and then the report's as-of-date (in the format of the date on the first line below.) Save the file and you're done. Once you're done, your first row of data should look similar in format to the file below.

```

File Edit Format View Help
0123456789FR2004C 01-05-2022
LGSCWMB62+1797LGSCWMB63+1241LGSCWMB64+908LGSCWMB65+23LGSCWMB66+1328LGSCWMB67+362LGSCWMB68+1423LGSCWMB69+27LGSCWMB70+1876LGSCWMB71+1310LGSCWMB72+408LGSCWMB73+1132LGSCWMB74
LGSCWMB84+664LGSCWMB85+586LGSCWMB86+1298LGSCWMB87+961LGSCWMB88+1800LGSCWMB89+1664LGSCWMB90+301LGSCWMB91+1044LGSCWMB92+918LGSCWMB93+765LGSCWMB94+1116LGSCWMB95+1194LGSCWMB99
LGSCWMC06+1581LGSCWMC07+1732LGSCWMC08+1476LGSCWMC09+262LGSCWMC10+948LGSCWMC11+1775LGSCWMC12+1073LGSCWMC13+877LGSCWMC14+178LGSCWMC15+44LGSCWMC16+1904LGSCWMC17+1775LGSCWMC1
LGSCWMC28+1745LGSCWMC29+1518LGSCWMC30+410LGSCWMC31+1214LGSCWMC32+1018LGSCWMC33+828LGSCWMC34+1869LGSCWMC35+772LGSCWMC36+45LGSCWMC37+131LGSCWMC38+1969LGSCWMC39+316LGSCWMC40
LGSCWMC50+861LGSCWMC51+610LGSCWMC52+1388LGSCWMC53+910LGSCWMC54+1552LGSCWMC55+894LGSCWMC56+788LGSCWMC57+1907LGSCWMC58+1850LGSCWMC59+1406LGSCWMC60+889LGSCWMC61+712LGSCWMC62
LGSCWMC72+102LGSCWMC73+1703LGSCWMC74+100LGSCWMC75+474LGSCWMC76+1175LGSCWMC77+703LGSCWMC78+683LGSCWMC79+1099LGSCWMC80+1890LGSCWMC81+1248LGSCWMC82+580LGSCWMC83+550LGSCWMC84
LGSCWMC94+463LGSCWMC95+619LGSCWMC96+840LGSCWMC97+223LGSCWMC98+1458LGSCWMC99+1684LGSCWMD00+286LGSCWMD01+1627LGSCWMD02+1989LGSCWMD03+1693LGSCWMD04+652LGSCWMD05+282LGSCWMD06
LGSCWMD16+188LGSCWMD17+479LGSCWMD18+1553LGSCWMD19+406LGSCWMD20+1299LGSCWMD21+1579LGSCWMD22+102LGSCWMD23+12LGSCWMD24+1948LGSCWMD25+1978LGSCWMD26+1526LGSCWMD27+1540LGSCWMD2
LGSCWMD38+1917LGSCWMD39+321LGSCWMD40+1744LGSCWMD41+49LGSCWMD42+176LGSCWMD43+1211LGSCWMD44+91LGSCWMD45+1453LGSCWMD46+345LGSCWMD47+886LGSCWMD48+1838LGSCWMD49+1084LGSCWMD50+
LGSCWMD60+544LGSCWMD61+285LGSCWMD62+1557LGSCWMD63+1269LGSCWMD64+1248LGSCWMD65+217LGSCWMD66+1706LGSCWMD67+1029LGSCWMD68+1715LGSCWMD69+424LGSCWMD70+23LGSCWMD71+696LGSCWMD72
LGSCWMD82+1693LGSCWMD83+517LGSCWMD84+558LGSCWMD85+1825LGSCWMD86+1538LGSCWMD87+50LGSCWMD88+1859LGSCWMD89+133LGSCWMD90+1576LGSCWMD91+988LGSCWMD92+553LGSCWMD93+528LGSCWMD94+
LGSCWME04+1899LGSCWME05+592LGSCWME06+485LGSCWME07+437LGSCWME08+882LGSCWME09+637LGSCWME10+651LGSCWME11+333LGSCWME12+1217LGSCWME13+394LGSCWME14+266LGSCWME15+480LGSCWME16+18
LGSCWME26+1565LGSCWME27+1748LGSCWME28+609LGSCWME29+928LGSCWME30+798LGSCWME31+1154LGSCWME32+1465LGSCWME33+1516LGSCWME34+433LGSCWME35+213LGSCWME36+748LGSCWME37+411LGSCWME38
LGSCWME48+1634LGSCWME49+1799LGSCWME50+1114LGSCWME51+1673LGSCWME52+383LGSCWME53+447LGSCWME54+1756LGSCWME55+109LGSCWME56+176LGSCWME57+562LGSCWME58+1303LGSCWME59+1466LGSCWME
LGSCWME70+1462LGSCWME71+1189LGSCWME72+1369LGSCWME73+1951LGSCWME74+1777LGSCWME75+1073LGSCWME76+1183LGSCWME77+994LGSCWME78+1935LGSCWME79+1924LGSCWME80+1786LGSCWME81+984LGSCW
LGSCWME92+1725LGSCWME93+1344LGSCWME94+895LGSCWME95+1808LGSCWME96+797LGSCWME97+1573LGSCWME98+1552LGSCWME99+1098LGSCWME00+1253LGSCWME01+595LGSCWME02+257LGSCWME03+240LGSCWME0
LGSCWMF14+1052LGSCWMF15+26LGSCWMF16+1481LGSCWMF17+1175LGSCWMF18+1209LGSCWMF19+609LGSCWMF20+1205LGSCWMF21+1712LGSCWMF22+1000LGSCWMF23+372LGSCWMF24+1397LGSCWMF25+948LGSCWMF26
LGSCWMF36+906LGSCWMF37+755LGSCWMF38+234LGSCWMF39+415LGSCWMF40+123LGSCWMF41+1485LGSCWMF42+408LGSCWMF43+1211LGSCWMF44+1706LGSCWMF45+1853LGSCWMF46+854LGSCWMF47+593LGSCWMF48+15
LGSCWMF58+21796LGSCWMF59+17064LGSCWMF60+17989LGSCWMF61+16003LGSCWMF62+19469LGSCWMF63+17945LGSCWMF64+18401LGSCWMF65+16953LGSCWMF66+22050LGSCWMF67+16786LGSCWMF68+18051LGSCWMF69-
LGSCWM616+981LGSCWM617+1492LGSCWM618+1421LGSCWM619+3894
LGSCWM620+1680LGSCWM621+1122LGSCWM622+138LGSCWM623+2940
LGSCWM624+1795LGSCWM625+1635LGSCWM626+1633LGSCWM627+5063
LGSCWMF80+1376LGSCWMF81+316LGSCWMF82+932LGSCWMF83+2624
LGSCWMF84+620LGSCWMF85+142LGSCWMF86+1988LGSCWMF87+2750
LGSCWM632+1362LGSCWM633+978LGSCWM634+66LGSCWM635+2406
LGSCWR832+623LGSCWR833+968LGSCWR834+977LGSCWR835+2568
LGSCWM636+492LGSCWM637+399LGSCWM638+925LGSCWM639+1816
LGSCWM640+1567LGSCWM641+364LGSCWM642+829LGSCWM643+2760
LGSCWM644+1528LGSCWM645+988LGSCWM646+1733LGSCWM647+4249
LGSCWM648+1002LGSCWM649+589LGSCWM650+572LGSCWM651+2163
LGSCWM652+990LGSCWM653+1380LGSCWM654+1109LGSCWM655+3479
LGSCWMF88+1333LGSCWMF89+493LGSCWMF90+1071LGSCWMF91+2897
LGSCWMF92+1177LGSCWMF93+699LGSCWMF94+539LGSCWMF95+2415
LGSCWM660+1344LGSCWM661+974LGSCWM662+356LGSCWM663+2674
LGSCWR836+841LGSCWR837+744LGSCWR838+602LGSCWR839+2187
LGSCWM664+141LGSCWM665+107LGSCWM666+467LGSCWM667+715
LGSCWM668+771LGSCWM669+1397LGSCWM670+1794LGSCWM671+3962
LGSCWM672+19623LGSCWM673+14787LGSCWM674+17152LGSCWM675+51562
LGSCWM676+1299LGSCWM677+540
LGSCWM678+193LGSCWM679+260
LGSCWM680+135LGSCWM681+389
LGSCWM682+1845LGSCWM683+648
LGSCWM684+1108LGSCWM685+1788
LGSCWM686+385LGSCWM687+1585
LGSCWM688+4965LGSCWM689+5210

```

Now you can go ahead and submit this text file to Reporting Central.

File Format for FR2004WI (Effective from 01/03/2022)

Report Header Record for FR2004WI

The Report Header Record must be the first record in the file.

<u>Field</u>	<u>Length</u>	<u>Type</u>	<u>Value/Description</u>
Report Institution ID	10	NUM	10-digit respondent identifier
Report Name	10	ALPHA	'FR2004WI' followed by two blanks
Report As-of-date	10	NUM	10-digit date (MM-DD-YYYY) which represents the as-of-date of the report

Report Data Record for FR2004WI

There must be one Report Data Record for each line of the report form.

<u>Field</u>	<u>Length</u>	<u>Type</u>	<u>Value/Description</u>
Line Identifier	9	ALPHA	L followed by 8-character Line Identifier of the line of the report form: "MDRM" ID for the FR2004WI form (4-char): GSWI and the first field of the corresponding line "MDRM" (4-char) (GSWI1962-GSWIM694) – see next section of this document for a List of Line Identifiers values.

The next pair of fields (the separator and the data value) **occurs 1 time**, once for each data column of the report, in the case of the FR2004WI report, there are only two columns per Line identifier.

<u>Field</u>	<u>Length</u>	<u>Type</u>	<u>Value/Description</u>
+	1	ALPHA	'+' plus sign, used as field separator
Data Value	0-9	NUM	- Numeric data value being reported for the particular data cell defined by that row and column. Value must be in one of the following formats: - an unsigned one to nine-digit value if positive (999999999); - zero (unsigned) if zero is the applicable value; - null, if the data field is not applicable.

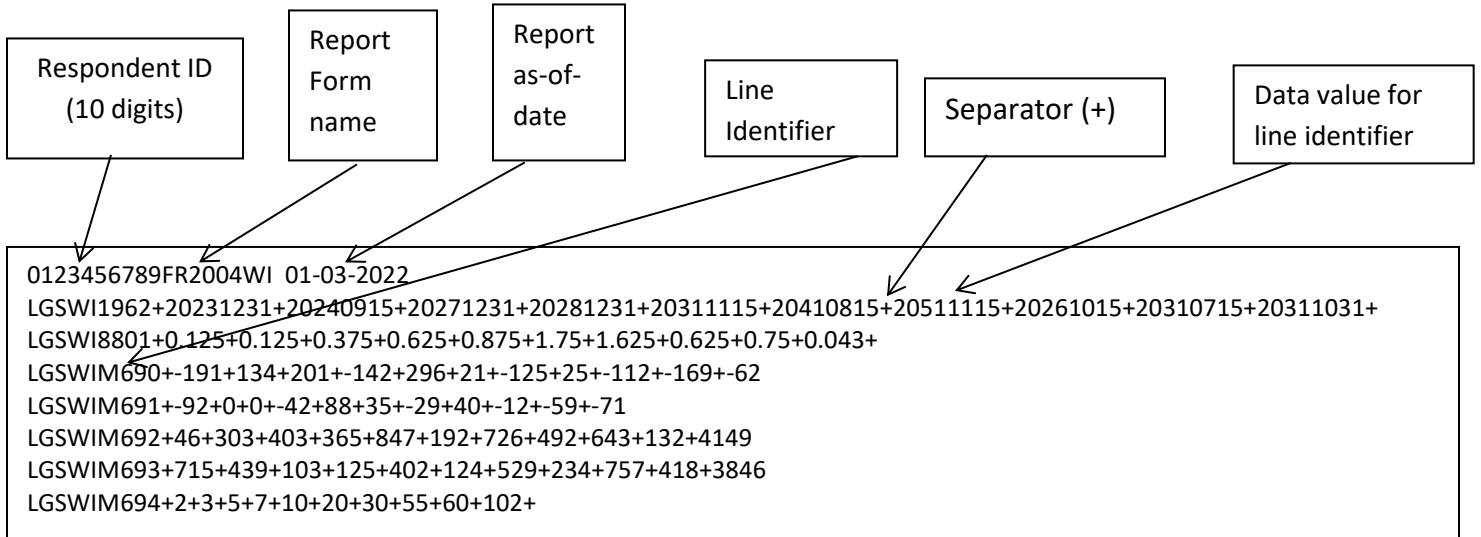
Note: Do not zero fill the report. If you do not have data for a cell, please leave the cell null.

Line Identifiers to be used for FR2004WI

Daily Report of Dealer Activity in Treasury Financing– FR2004WI

Description		MDRM	Line Identifier
Security	Maturity	GSWI1962	LGSWI1962
	Rate	GSWI8801	LGSWI8801
	Net Outright Positions	GSWIM690	LGSWIM690
	Net Forward Financing Commitments	GSWIM691	LGSWIM691
Cumulative Outright Transactions	Purchases	GSWIM692	LGSWIM692
	Sales	GSWIM693	LGSWIM693
	FRBNY Security ID	GSWIM694	LGSWIM694

FIGURE 1 - EXAMPLE TEXT FILE FOR FR2004WI



How to create a FR2004WI Text file from a spreadsheet

Step 1. Create a spreadsheet with a layout similar to the FR2004WI report form, along with its corresponding Line identifiers and its data values for each item on the FR2004WI report form. You should skip those rows on the form that doesn't contain cells to be filled-in.

A sample picture of a portion of the FR2004WI report is displayed below:

	A	B	C	D	E	F	G	H	I
4	+								
5									
6									
7	DAILY REPORT OF DEALER ACTIVITY IN TREASURY FINANCING - FR 2004WI								
8									
9	(millions of dollars at par value)								
10	Security				Outright Transactions				
11		Maturity	Rate	Net Outright Positions	Net Forward Financing Commitments	Purchases	Sales	FRBNY Security ID	
12		1		2	3	4	5	6	
13	MDRM	LGSWI1962	LGSWI8801	LGSWIM690	LGSWIM691	LGSWIM692	LGSWIM693	LGSWIM694	
14	1	20240131	0.125	-191	-92	46	715	2	1
15	2	20240915	0.125	134	0	303	439	3	2
16	3	20280131	0.375	201	0	403	103	5	3
17	4	20290131	0.625	-142	-42	365	125	7	4
18	5	20311115	0.875	296	88	847	402	10	5
19	6	20410815	1.750	21	35	192	124	20	6
20	7	20511115	1.625	-125	-29	726	529	30	7
21	8	20261015	0.625	25	40	492	234	55	8
22	9	20310715	0.750	-112	-12	643	757	60	9
23	10	20231031	0.043	-169	-59	132	418	102	10
24	Total			-62	-71	4149	3846		

Assumption: Your data is entered in Sheet1.

Step 2. Once the entire report form is populated on a spreadsheet and the data values have been entered, it is time to format all of your entries from the first Line identifier cell up to and including the last Value cell in the last Line Identifier column into a Reporting Central required format.

Notes:

In this form columns used for Line Identifiers

To create a text file for Reporting Central the following procedure proposed:

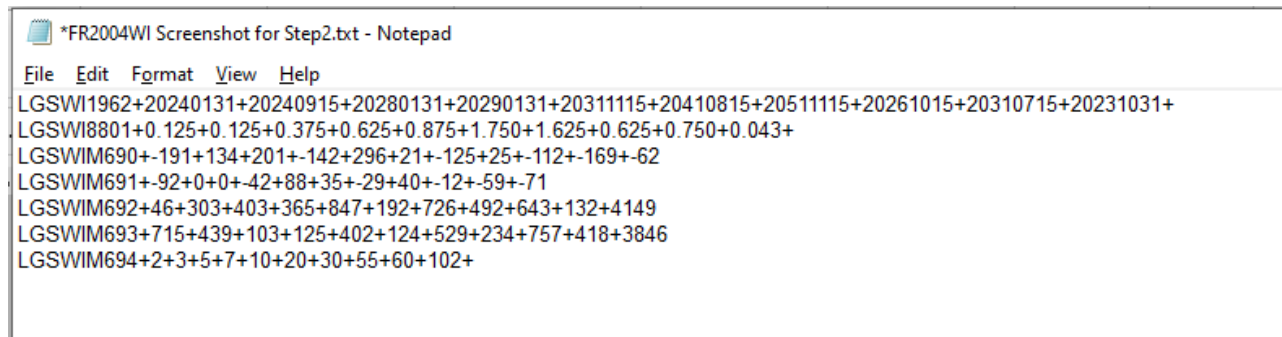
- Select cells starting with the first Line Identifier cell to your last Value cell.
 -
 - Right Click/Copy
 - Open new Sheet2/Paste Special/Paste Special/Transpose
- At this point you should have something similar to this:

	A	B	C	D	E	F	G	H	I	J	K	L
1	LGSWI1962	20240131	20240915	20280131	20290131	20311115	20410815	20511115	20261015	20310715	20231031	
2	LGSWI8801	0.125	0.125	0.375	0.625	0.875	1.750	1.625	0.625	0.750	0.043	
3	LGSWIM690	-191	134	201	-142	296	21	-125	25	-112	-169	-62
4	LGSWIM691	-92	0	0	-42	88	35	-29	40	-12	-59	-71
5	LGSWIM692	46	303	403	365	847	192	726	492	643	132	4149
6	LGSWIM693	715	439	103	125	402	124	529	234	757	418	3846
7	LGSWIM694	2	3	5	7	10	20	30	55	60	102	
8												

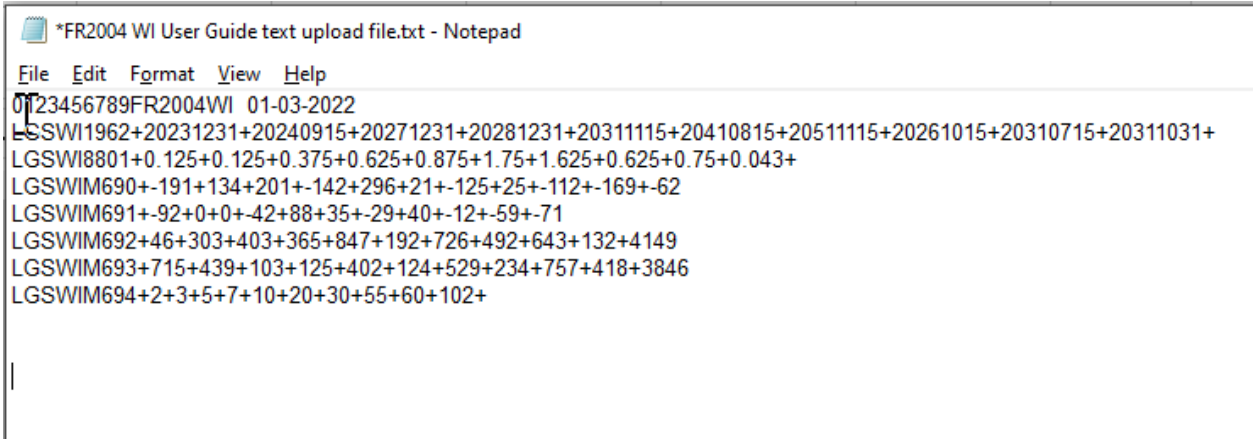
Step 3. Now it’s time to copy the contents of Sheet2 to a text file. On the spreadsheet file do a File > Save As, select Text (Tab delimited) in the Save as type section. Type a name for the file and click the Save button. Then click OK and Yes to the two MS Excel prompts.

Now open the file and change all <tab> separators to “+” by Replace all <tab> to “+” (Mark one of the tabs and copy , go to edit/replace and paste it on the find box)

You should see something like this:



Step 4. The last step, is adding the respondent ID, as-of-date and the report form name. Open the newly created text file, place the cursor before the Cell Identifier on the beginning of the first row of data and press the return key to create an empty first row. Then type in your 10-digit respondent ID code immediately followed by FR2004WI and two blank spaces (Remember the report form name must be 10 characters long) and then the report's as-of-date(in the format of the date on the first line below.) . Save the file and you're done. Once you're done, your first row of data should look similar in format to the file below.



```
*FR2004 WI User Guide text upload file.txt - Notepad
File Edit Format View Help
0123456789FR2004WI 01-03-2022
LGSWI1962+20231231+20240915+20271231+20281231+20311115+20410815+20511115+20261015+20310715+20311031+
LGSWI8801+0.125+0.125+0.375+0.625+0.875+1.75+1.625+0.625+0.75+0.043+
LGSWIM690+-191+134+201+-142+296+21+-125+25+-112+-169+-62
LGSWIM691+-92+0+0+-42+88+35+-29+40+-12+-59+-71
LGSWIM692+46+303+403+365+847+192+726+492+643+132+4149
LGSWIM693+715+439+103+125+402+124+529+234+757+418+3846
LGSWIM694+2+3+5+7+10+20+30+55+60+102+
```

Now you can go ahead and submit this text file to Reporting Central.

File Format for FR2004SI (Effective from 01/05/2022)

Report Header Record for FR2004SI

The Report Header Record must be the first record in the file.

<u>Field</u>	<u>Length</u>	<u>Type</u>	<u>Value/Description</u>
Report Institution ID	10	NUM	10-digit respondent identifier
Report Name	10	ALPHA	'FR2004SI' followed by two blanks
Report As-of-date	10	NUM	10-digit date (MM-DD-YYYY) which represents the as-of-date of the report

Report Data Record for FR2004SI

There must be one Report Data Record for each line of the report form.

<u>Field</u>	<u>Length</u>	<u>Type</u>	<u>Value/Description</u>
Line Identifier	9	ALPHA	L followed by 8-character Line Identifier of the line of the report form: "MDRM" ID for the FR2004SI form (4-char): GSSI and the first field of the corresponding line "MDRM" (4-char) (GSSI1962-GSSIM694) – see next section of this document for a List of Line Identifiers values.

The next pair of fields (the separator and the data value) **occurs 1 time**, once for each data column of the report, in the case of the FR2004SI report, there are only two columns per Line identifier.

<u>Field</u>	<u>Length</u>	<u>Type</u>	<u>Value/Description</u>
+	1	ALPHA	'+' plus sign, used as field separator
Data Value	0-9	NUM	- Numeric data value being reported for the particular data cell defined by that row and column. Value must be in one of the following formats: - an unsigned one to nine-digit value if positive (999999999); - zero (unsigned) if zero is the applicable value; - null, if the data field is not applicable.

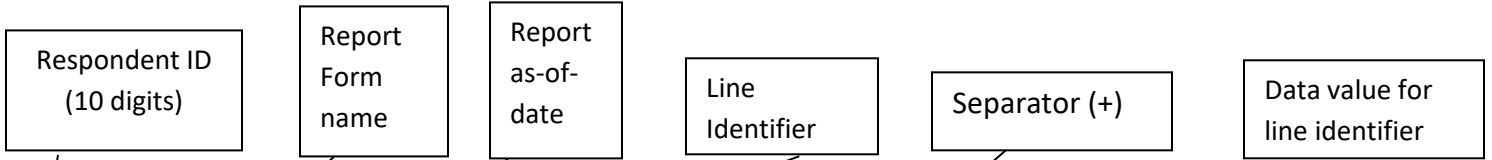
Note: Do not zero fill the report. If you do not have data for a cell, please leave the cell null.

Line Identifiers to be used for FR2004SI

Weekly report of Specific Issues – FR2004SI

Description				MDRM	Line Identifier	
Security		Maturity		GSSI1962	LGSSI1962	
		Rate		GSSI8801	LGSSI8801	
Cumulative Outright Transactions		With interdealer broker		GSSIM695	LGSSIM695	
		With others		GSSIM696	LGSSIM696	
Net Settled Position				GSSIM697	LGSSIM697	
Gross Financing	Securities In	Specific Transactions	ON/open	GSSIM698	LGSSIM698	
			Term	GSSIM699	LGSSIM699	
		General	ON/open	GSSIM700	LGSSIM700	
			Term	GSSIM701	LGSSIM701	
	Securities Out	Specific Transactions	ON/open	GSSIM702	LGSSIM702	
			Term	GSSIM703	LGSSIM703	
		General	ON/open	GSSIM704	LGSSIM704	
			Term	GSSIM705	LGSSIM705	
	Fails		to Receive		GSSIM706	LGSSIM706
			to Deliver		GSSIM707	LGSSIM707
FRBNY Security ID				GSSIM694	LGSSIM694	

FIGURE 1 - EXAMPLE TEXT FILE FOR FR2004SI



```

0123456789FR2004SI 01-05-2022
LGSSI1962+20231231+20240915+20271231+20281231+20311115+20410815+20511115+20261015+20310715+20510215+20311031+
LGSSI8801+0.125+0.125+0.375+0.625+0.875+1.750+1.625+0.625+0.750+1.000+0.043+
LGSSIM695+619+982+855+139+326+275+805+397+454+940+218+6010
LGSSIM696+277+394+854+210+249+547+871+528+719+919+231+5799
LGSSIM697+-291+34+101+-242+196+-79+-225+-75+-212+-269+-289+-1351
LGSSIM698+146+403+503+465+947+292+826+592+743+232+628+5777
LGSSIM699+915+639+303+325+602+324+729+434+957+618+817+6663
LGSSIM700+198+577+398+271+395+633+569+720+414+863+192+5230
LGSSIM701+377+861+218+158+671+432+600+577+682+823+780+6179
LGSSIM702+292+552+683+541+951+562+631+820+784+267+168+6251
LGSSIM703+235+106+417+809+642+829+434+806+497+217+851+5843
LGSSIM704+693+209+932+452+496+550+299+156+891+369+271+5318
LGSSIM705+681+595+407+713+781+641+344+938+125+931+651+6807
LGSSIM706+34+30+60+65+93+26+82+28+94+77+68+657
LGSSIM707+34+95+55+24+50+38+55+81+11+10+23+476
LGSSIM694+2+3+5+7+10+20+30+55+60+80+102+
    
```


How to create a FR2004SI Text file from a spreadsheet

Step 1. Create a spreadsheet with a layout similar to the FR2004SI report form, along with its corresponding Line identifiers and its data values for each item on the FR2004SI report form. You should skip those rows on the form that doesn't contain cells to be filled-in. A sample picture of a portion of the FR2004SI report is displayed below:

	A	B	C	D	E	F	G	H	I	J	K	L	M	N	O	P	Q	R
7																		
8							(millions of dollars at par value)											
9		Security		Cumulative Outright Transactions		Net Settled Position	Gross Financing								Fails		FRBNY Security ID	
10	Securities In						Securities Out				to Receive	to Deliver						
11	Maturity	Rate	With interdealer broker	With others	Specific Transactions		General		Specific Transactions				General					
12					ON/open	Term	ON/open	Term	ON/open	Term	ON/open	Term	13	14	15			
13		1	2	3	4	5	6	7	8	9	10	11	12	13	14	15		
14	MDRM	LGSS11962	LGSS18801	LGSSIM695	LGSSIM696	LGSSIM697	LGSSIM698	LGSSIM699	LGSSIM700	LGSSIM701	LGSSIM702	LGSSIM703	LGSSIM704	LGSSIM705	LGSSIM706	LGSSIM707	LGSSIM694	
15	1	20231231	0.125	619	277	-291	146	915	198	377	292	235	693	681	34	34	2	1
16	2	20240915	0.125	982	394	34	403	639	577	861	552	106	209	595	30	95	3	2
17	3	20271231	0.375	855	854	101	503	303	398	218	683	417	932	407	60	55	5	3
18	4	20281231	0.625	139	210	-242	465	325	271	158	541	809	452	713	65	24	7	4
19	5	20311115	0.875	326	249	196	947	602	395	671	951	642	496	781	93	50	10	5
20	6	20410815	1.750	275	547	-79	292	324	633	432	562	829	550	641	26	38	20	6
21	7	20511115	1.625	805	871	-225	826	729	569	600	631	434	299	344	82	55	30	7
22	8	20261015	0.125	397	528	-75	592	434	720	577	820	806	156	938	28	81	55	8
23	9	20310715	0.125	454	719	-212	743	957	414	682	784	497	891	125	94	11	60	9
24	10	20510215	0.250	940	919	-269	232	618	863	823	267	217	369	931	77	10	80	10
25	11	20231031	0.055	218	231	-289	628	817	192	780	168	851	271	651	68	23	102	11
26	Total			6010	5799	-1351	5777	6663	5230	6179	6251	5843	5318	6807	657	476		

Assumption: Your data is entered in Sheet1.

Step 2. Once the entire report form is populated on a spreadsheet and the data values have been entered, it is time to format all of your entries from the first Line Identifier cell up to and including the last Value cell in the last Line Identifier column into a Reporting Central required format.

Notes:

In this form columns used for Line Identifiers

To create a text file for Reporting Central the following procedure proposed:

- Select cells starting with your first Line Identifier cell to your last Value cell
 - Right Click/Copy
 - Open new Sheet2/Paste Special/Paste Special/Transpose
- At this point you should have something similar to this:

	A	B	C	D	E	F	G	H	I	J	K	L	M
1	LGSSI1962	20231231	20240915	20271231	20281231	20311115	20410815	20511115	20261015	20310715	20510215	20231031	
2	LGSSI8801	0.125	0.125	0.375	0.625	0.875	1.750	1.625	0.125	0.125	0.250	0.055	
3	LGSSIM695	619	982	855	139	326	275	805	397	454	940	218	6010
4	LGSSIM696	277	394	854	210	249	547	871	528	719	919	231	5799
5	LGSSIM697	-291	34	101	-242	196	-79	-225	-75	-212	-269	-289	-1351
6	LGSSIM698	146	403	503	465	947	292	826	592	743	232	628	5777
7	LGSSIM699	915	639	303	325	602	324	729	434	957	618	817	6663
8	LGSSIM700	198	577	398	271	395	633	569	720	414	863	192	5230
9	LGSSIM701	377	861	218	158	671	432	600	577	682	823	780	6179
10	LGSSIM702	292	552	683	541	951	562	631	820	784	267	168	6251
11	LGSSIM703	235	106	417	809	642	829	434	806	497	217	851	5843
12	LGSSIM704	693	209	932	452	496	550	299	156	891	369	271	5318
13	LGSSIM705	681	595	407	713	781	641	344	938	125	931	651	6807
14	LGSSIM706	34	30	60	65	93	26	82	28	94	77	68	657
15	LGSSIM707	34	95	55	24	50	38	55	81	11	10	23	476
16	LGSSIM694	2	3	5	7	10	20	30	55	60	80	102	
17													

Step 3. Now it's time to copy the contents of Sheet2 to a text file. On the spreadsheet file do a File > Save As, select Text (Tab delimited) in the Save as type section. Type a name for the file and click the Save button. Then click OK and Yes to the two MS Excel prompts.

Now open the file and change all <tab> separators to "+" by Replace all <tab> to "+" (Mark one of the tabs and copy, go to edit/replace and paste it on the find box)

You should see something like this:

```
File Edit Format View Help
LGSSI1962+20231231+20240915+20271231+20281231+20311115+20410815+20511115+20261015+20310715+20510215+20231031+
LGSSI8801+0.125+0.125+0.375+0.625+0.875+1.750+1.625+0.125+0.125+0.250+0.055+
LGSSIM695+619+982+855+139+326+275+805+397+454+940+218+6010
LGSSIM696+277+394+854+210+249+547+871+528+719+919+231+5799
LGSSIM697+-291+34+101+-242+196+-79+-225+-75+-212+-269+-289+-1351
LGSSIM698+146+403+503+465+947+292+826+592+743+232+628+5777
LGSSIM699+915+639+303+325+602+324+729+434+957+618+817+6663
LGSSIM700+198+577+398+271+395+633+569+720+414+863+192+5230
LGSSIM701+377+861+218+158+671+432+600+577+682+823+780+6179
LGSSIM702+292+552+683+541+951+562+631+820+784+267+168+6251
LGSSIM703+235+106+417+809+642+829+434+806+497+217+851+5843
LGSSIM704+693+209+932+452+496+550+299+156+891+369+271+5318
LGSSIM705+681+595+407+713+781+641+344+938+125+931+651+6807
LGSSIM706+34+30+60+65+93+26+82+28+94+77+68+657
LGSSIM707+34+95+55+24+50+38+55+81+11+10+23+476
LGSSIM694+2+3+5+7+10+20+30+55+60+80+102+
```

Step 4. The last step, is adding the respondent ID, as-of-date and the report form name. Open the newly created text file, place the cursor before the Cell Identifier on the beginning of the first row of data and press the return key to create an empty first row. Then type in your 10-digit respondent ID code immediately followed by FR2004SI and two blank spaces (Remember the report form name must be 10 characters long) and then the report's as-of-date (in the format of the date on the first line below.) Save the file and you're done. Once you're done, your first row of data should look similar in format to the file below.

```
File Edit Format View Help
LGSSI1962+20231231+20240915+20271231+20281231+20311115+20410815+20511115+20261015+20310715+20510215+20231031+
LGSSI8801+0.125+0.125+0.375+0.625+0.875+1.750+1.625+0.125+0.125+0.250+0.055+
LGSSIM695+619+982+855+139+326+275+805+397+454+940+218+6010
LGSSIM696+277+394+854+210+249+547+871+528+719+919+231+5799
LGSSIM697+-291+34+101+-242+196+-79+-225+-75+-212+-269+-289+-1351
LGSSIM698+146+403+503+465+947+292+826+592+743+232+628+5777
LGSSIM699+915+639+303+325+602+324+729+434+957+618+817+6663
LGSSIM700+198+577+398+271+395+633+569+720+414+863+192+5230
LGSSIM701+377+861+218+158+671+432+600+577+682+823+780+6179
LGSSIM702+292+552+683+541+951+562+631+820+784+267+168+6251
LGSSIM703+235+106+417+809+642+829+434+806+497+217+851+5843
LGSSIM704+693+209+932+452+496+550+299+156+891+369+271+5318
LGSSIM705+681+595+407+713+781+641+344+938+125+931+651+6807
LGSSIM706+34+30+60+65+93+26+82+28+94+77+68+657
LGSSIM707+34+95+55+24+50+38+55+81+11+10+23+476
LGSSIM694+2+3+5+7+10+20+30+55+60+80+102+
```

Now you can go ahead and submit this text file to Reporting Central.

File Format for FR2004SD (Effective from 01/03/2022)

Report Header Record for FR2004SD

The Report Header Record must be the first record in the file.

<u>Field</u>	<u>Length</u>	<u>Type</u>	<u>Value/Description</u>
Report Institution ID	10	NUM	10-digit respondent identifier
Report Name	10	ALPHA	'FR2004SD ' followed by two blanks
Report As-of-date	10	NUM	10-digit date (MM-DD-YYYY) which represents the as-of-date of the report

Report Data Record for FR2004SD

There must be one Report Data Record for each line of the report form.

<u>Field</u>	<u>Length</u>	<u>Type</u>	<u>Value/Description</u>
Line Identifier	9	ALPHA	L followed by 8-character Line Identifier of the line of the report form: "MDRM" ID for the FR2004SD form (4-char): GSSD and the first field of the corresponding line "MDRM" (4-char) (GSSD1962- GSSDM694) – see next section of this document for a List of Line Identifiers values.

The next pair of fields (the separator and the data value) **occurs 1 time**, once for each data column of the report, in the case of the FR2004SD report, there are only two columns per Line identifier.

<u>Field</u>	<u>Length</u>	<u>Type</u>	<u>Value/Description</u>
+	1	ALPHA	'+' plus sign, used as field separator
Data Value	0-9	NUM	- Numeric data value being reported for the particular data cell defined by that row and column. Value must be in one of the following formats: - an unsigned one to nine-digit value if positive (999999999); - zero (unsigned) if zero is the applicable value; - null, if the data field is not applicable.

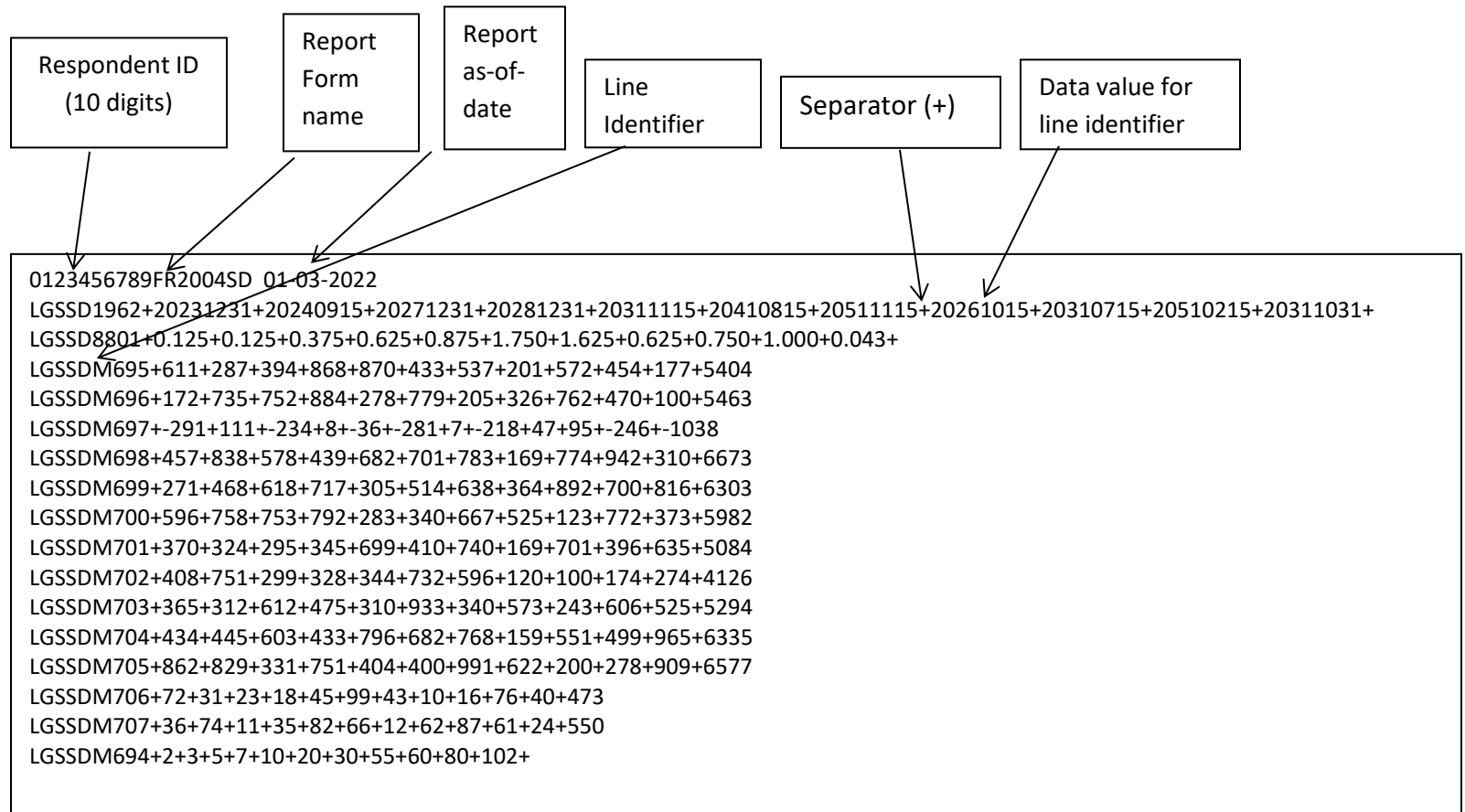
Note: Do not zero fill the report. If you do not have data for a cell, please leave the cell null.

Line Identifiers to be used for FR2004SD

Daily report of Specific Issues – FR2004SD

Description			MDRM	Line Identifier	
Security	Maturity		GSSD1962	LGSSD1962	
	Rate		GSSD8801	LGSSD8801	
Cumulative Outright Transactions	With interdealer broker		GSSDM695	LGSSDM695	
	With others		GSSDM696	LGSSDM696	
Net Settled Position			GSSDM697	LGSSDM697	
Gross Financing	Securities In	Specific Transactions	ON/open	GSSDM698	LGSSDM698
			Term	GSSDM699	LGSSDM699
		General	ON/open	GSSDM700	LGSSDM700
			Term	GSSDM701	LGSSDM701
	Securities Out	Specific Transactions	ON/open	GSSDM702	LGSSDM702
			Term	GSSDM703	LGSSDM703
		General	ON/open	GSSDM704	LGSSDM704
			Term	GSSDM705	LGSSDM705
Fails	to Receive		GSSDM706	LGSSDM706	
	to Deliver		GSSDM707	LGSSDM707	
FRBNY Security ID			GSSDM694	LGSSDM694	

FIGURE 1 - EXAMPLE TEXT FILE FOR FR2004SD



How to create a FR2004SD Text file from a spreadsheet

Step 1. Create a spreadsheet with a layout similar to the FR2004SD report form, along with its corresponding Line identifiers and its data values for each item on the FR2004SD report form. You should skip those rows on the form that doesn't contain cells to be filled-in. A sample picture of a portion of the FR2004SD report is displayed below:

	A	B	C	D	E	F	G	H	I	J	K	L	M	N	O	P	Q	R
1	FR2004 SD MDRMs (GSSD)																	
2	Effective Date: 01/03/2022																	
3																		
4	DAILY REPORT OF SPECIFIC ISSUES - FR2004 SD																	
5	(DOLLARS IN MILLIONS)																	
6																		
7																		
8	(millions of dollars at par value)																	
9																		
10	Security		Cumulative Outright Transactions		Net Settled Position	Gross Financing								Fails		FRBNY Security ID		
11						Securities In				Securities Out								
12	Maturity	Rate	With interdealer broker	With others		Specific Transactions		General		Specific Transactions		General		to Receive	to Deliver			
13					ON/open	Term	ON/open	Term	ON/open	Term	ON/open	Term						
14	MDRM	LGSSD1962	LGSSD8801	LGSSDM695	LGSSDM696	LGSSDM697	LGSSDM698	LGSSDM699	LGSSDM700	LGSSDM701	LGSSDM702	LGSSDM703	LGSSDM704	LGSSDM705	LGSSDM706	LGSSDM707	LGSSDM694	
15	1	20231231	0.125	611	172	-291	457	271	596	370	408	365	434	862	72	36	2	1
16	2	20240915	0.125	287	735	111	838	468	758	324	751	312	445	829	31	74	3	2
17	3	20271231	0.375	394	752	-234	578	618	753	295	299	612	603	331	23	11	5	3
18	4	20281231	0.625	868	884	8	439	717	792	345	328	475	433	751	18	35	7	4
19	5	20311115	0.875	870	278	-36	682	305	283	699	344	310	796	404	45	82	10	5
20	6	20410815	1.750	433	779	-281	701	514	340	410	732	933	682	400	99	66	20	6
21	7	20511115	1.625	537	205	7	783	638	667	740	596	340	768	991	43	12	30	7
22	8	20261015	0.625	201	326	-218	169	364	525	169	120	573	159	622	10	62	55	8
23	9	20310715	0.750	572	762	47	774	892	123	701	100	243	551	200	16	87	60	9
24	10	20510215	1.000	454	470	95	942	700	772	396	174	606	499	278	76	61	80	10
25	11	20231031	0.043	177	100	-246	310	816	373	635	274	525	965	909	40	24	102	11
26	Total			5404	5463	-1038	6673	6303	5982	5084	4126	5294	6335	6577	473	550		
27																		

Assumption: Your data is entered in Sheet1.

Step 2. Once the entire report form is populated on a spreadsheet and the data values have been entered, it is time to format all of your entries from the first Line identifier cell up to and including the last Value cell in the last Line Identifier column into a Reporting Central required format.

Notes:

In this form columns used for Line Identifiers

To create a text file for Reporting Central the following procedure proposed:

- Select form part from your first Line Identifier cell to your last Value cell
- Right Click/Copy
- Open new Sheet2/Paste Special/Paste Special/Transpose

At this point you should have something similar to this:

	A	B	C	D	E	F	G	H	I	J	K	L	M	
1	LGSSD1962	20231231	20240915	20271231	20281231	20311115	20410815	20511115	20261015	20310715	20510215	20231031		
2	LGSSD8801	0.125	0.125	0.375	0.625	0.875	1.750	1.625	0.625	0.750	1.000	0.043		
3	LGSSDM695	611	287	394	868	870	433	537	201	572	454	177	5404	
4	LGSSDM696	172	735	752	884	278	779	205	326	762	470	100	5463	
5	LGSSDM697	-291	111	-234	8	-36	-281	7	-218	47	95	-246	-1038	
6	LGSSDM698	457	838	578	439	682	701	783	169	774	942	310	6673	
7	LGSSDM699	271	468	618	717	305	514	638	364	892	700	816	6303	
8	LGSSDM700	596	758	753	792	283	340	667	525	123	772	373	5982	
9	LGSSDM701	370	324	295	345	699	410	740	169	701	396	635	5084	
10	LGSSDM702	408	751	299	328	344	732	596	120	100	174	274	4126	
11	LGSSDM703	365	312	612	475	310	933	340	573	243	606	525	5294	
12	LGSSDM704	434	445	603	433	796	682	768	159	551	499	965	6335	
13	LGSSDM705	862	829	331	751	404	400	991	622	200	278	909	6577	
14	LGSSDM706	72	31	23	18	45	99	43	10	16	76	40	473	
15	LGSSDM707	36	74	11	35	82	66	12	62	87	61	24	550	
16	LGSSDM694	2	3	5	7	10	20	30	55	60	80	102		
17														

Step 3. Now it's time to copy the contents of Sheet2 to a text file. On the spreadsheet file do a File > Save As, select Text (Tab delimited) in the Save as type section. Type a name for the file and click the Save button. Then click OK and Yes to the two MS Excel prompts.

Now open the file and change all <tab> separators to "+" by Replace all <tab> to "+"

(Mark one of the tabs and copy, go to edit/replace and paste it on the find box)

You should see something like this:

```
File Edit Format View Help
LGSSD1962+20231231+20240915+20271231+20281231+20311115+20410815+20511115+20261015+20310715+20510215+20231031+
LGSSD8801+0.125+0.125+0.375+0.625+0.875+1.750+1.625+0.625+0.750+1.000+0.043+
LGSSDM695+611+287+394+868+870+433+537+201+572+454+177+5404
LGSSDM696+172+735+752+884+278+779+205+326+762+470+100+5463
LGSSDM697+-291+111+-234+8+-36+-281+7+-218+47+95+-246+-1038
LGSSDM698+457+838+578+439+682+701+783+169+774+942+310+6673
LGSSDM699+271+468+618+717+305+514+638+364+892+700+816+6303
LGSSDM700+596+758+753+792+283+340+667+525+123+772+373+5982
LGSSDM701+370+324+295+345+699+410+740+169+701+396+635+5084
LGSSDM702+408+751+299+328+344+732+596+120+100+174+274+4126
LGSSDM703+365+312+612+475+310+933+340+573+243+606+525+5294
LGSSDM704+434+445+603+433+796+682+768+159+551+499+965+6335
LGSSDM705+862+829+331+751+404+400+991+622+200+278+909+6577
LGSSDM706+72+31+23+18+45+99+43+10+16+76+40+473
LGSSDM707+36+74+11+35+82+66+12+62+87+61+24+550
LGSSDM694+2+3+5+7+10+20+30+55+60+80+102+
```

Step 4. The last step, is adding the respondent ID, as-of-date and the report form name.

Open the newly created text file, place the cursor before the Cell Identifier on the beginning of the first row of data and press the return key to create an empty first row. Then type in your 10-digit respondent ID code immediately followed by FR2004SD and two blank spaces (Remember the report form name must be 10 characters long) and then the report's as-of-date (in the format of the date on the first line below.) Save the file and you're done. Once you're done, your first row of data should look similar in format to the file below.

```
File Edit Format View Help
0123456789FR2004SD 01-03-2022
LGSSD1962+20231231+20240915+20271231+20281231+20311115+20410815+20511115+20261015+20310715+20510215+20311031+
LGSSD8801+0.125+0.125+0.375+0.625+0.875+1.750+1.625+0.625+0.750+1.000+0.043+
LGSSDM695+611+287+394+868+870+433+537+201+572+454+177+5404
LGSSDM696+172+735+752+884+278+779+205+326+762+470+100+5463
LGSSDM697+-291+111+-234+8+-36+-281+7+-218+47+95+-246+-1038
LGSSDM698+457+838+578+439+682+701+783+169+774+942+310+6673
LGSSDM699+271+468+618+717+305+514+638+364+892+700+816+6303
LGSSDM700+596+758+753+792+283+340+667+525+123+772+373+5982
LGSSDM701+370+324+295+345+699+410+740+169+701+396+635+5084
LGSSDM702+408+751+299+328+344+732+596+120+100+174+274+4126
LGSSDM703+365+312+612+475+310+933+340+573+243+606+525+5294
LGSSDM704+434+445+603+433+796+682+768+159+551+499+965+6335
LGSSDM705+862+829+331+751+404+400+991+622+200+278+909+6577
LGSSDM706+72+31+23+18+45+99+43+10+16+76+40+473
LGSSDM707+36+74+11+35+82+66+12+62+87+61+24+550
LGSSDM694+2+3+5+7+10+20+30+55+60+80+102+
```

Now you can go ahead and submit this text file to Reporting Central.

File Format for FR2004FA (Effective from 01/03/2022)

Report Header Record for FR2004FA

The Report Header Record must be the first record in the file.

<u>Field</u>	<u>Length</u>	<u>Type</u>	<u>Value/Description</u>
Report Institution ID	10	NUM	10-digit respondent identifier
Report Name	10	ALPHA	'FR2004FA' followed by two blanks
Report As-of-date	10	NUM	10-digit date (MM-DD-YYYY) which represents the as-of-date of the report

Report Data Record for FR2004FA

There must be one Report Data Record for each line of the report form.

<u>Field</u>	<u>Length</u>	<u>Type</u>	<u>Value/Description</u>
Cell Identifier	9	ALPHA	L followed by 8-character Cell Identifier of the line of the report form: "MDRM" ID for the FR2004FA form (4-char): GSFA and the first field of the corresponding line "MDRM" (4-char) (MG05 - MG92) – see next section of this document for a List of Cell Identifiers values.

The next pair of fields is: the separator and the data value. In case of the FR2004FA report, there are only two columns per Line, so two cell identifiers are followed by their values separated by field separators.

<u>Field</u>	<u>Length</u>	<u>Type</u>	<u>Value/Description</u>
+	1	ALPHA	'+' plus sign, used as field separator
Data Value	0-9	NUM	Numeric data value being reported for the particular data cell defined by that row and column. Value must be in one of the following formats: . an unsigned one to nine-digit value if positive (999999999); . zero (unsigned) if zero is the applicable value; . null, if the data field is not applicable.

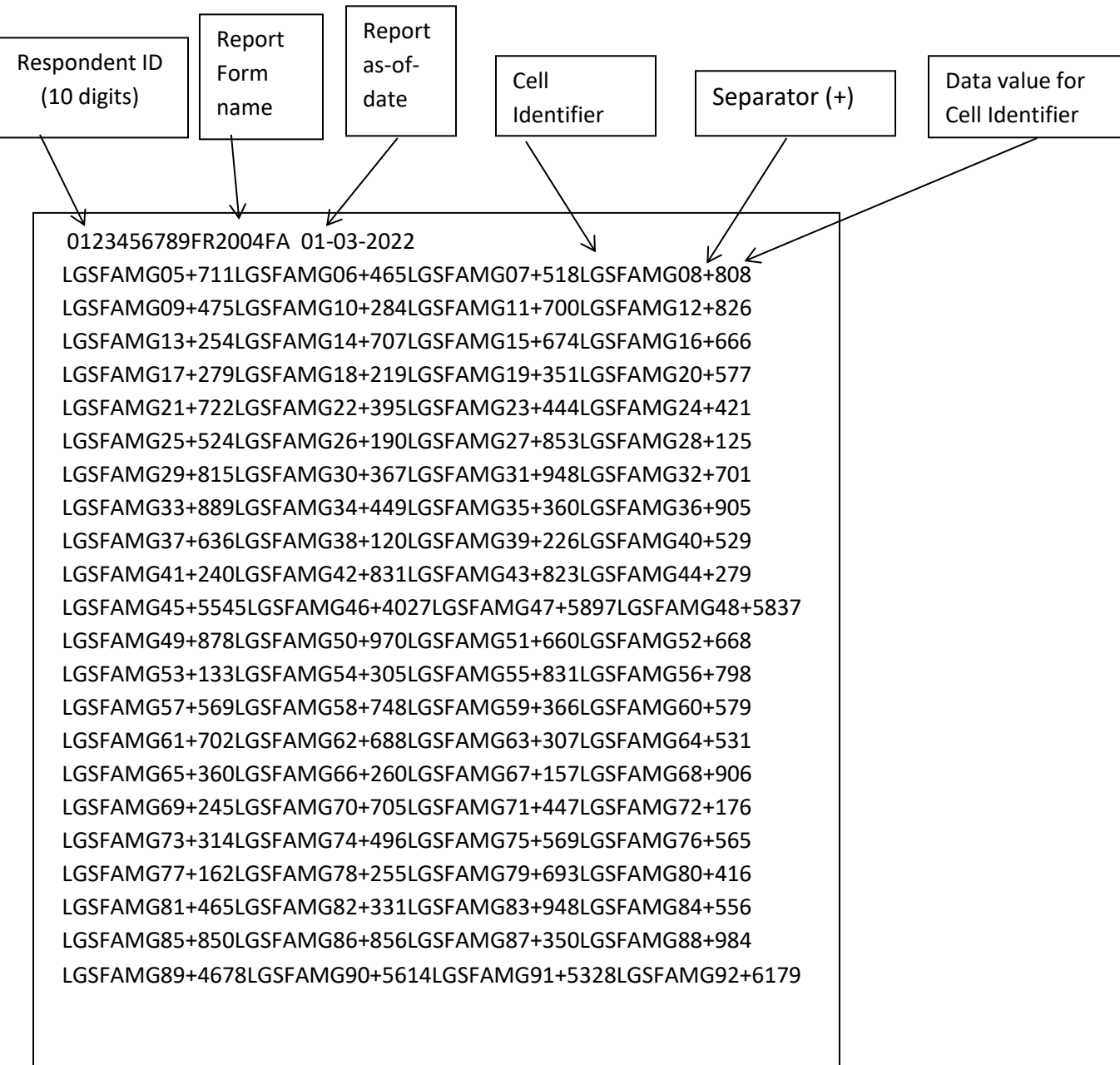
Note: Do not zero fill the report. If you do not have data for a cell, please leave the cell null.

Cell Identifiers to be used for FR2004FA

Settlement Cycle Report of Dealer Fails and Transaction Volumes: Class A – FR2004FA

MDRMs				Descriptions	Cell Identifiers			
GSFAMG05	GSFAMG06	GSFAMG07	GSFAMG08	a. <2.5%	LGSFAMG05	LGSFAMG06	LGSFAMG07	LGSFAMG08
GSFAMG09	GSFAMG10	GSFAMG11	GSFAMG12	b. 2.5%	LGSFAMG09	LGSFAMG10	LGSFAMG11	LGSFAMG12
GSFAMG13	GSFAMG14	GSFAMG15	GSFAMG16	c. 3.0%	LGSFAMG13	LGSFAMG14	LGSFAMG15	LGSFAMG16
GSFAMG17	GSFAMG18	GSFAMG19	GSFAMG20	d. 3.5%	LGSFAMG17	LGSFAMG18	LGSFAMG19	LGSFAMG20
GSFAMG21	GSFAMG22	GSFAMG23	GSFAMG24	e. 4.0%	LGSFAMG21	LGSFAMG22	LGSFAMG23	LGSFAMG24
GSFAMG25	GSFAMG26	GSFAMG27	GSFAMG28	f. 4.5%	LGSFAMG25	LGSFAMG26	LGSFAMG27	LGSFAMG28
GSFAMG29	GSFAMG30	GSFAMG31	GSFAMG32	g. 5.0%	LGSFAMG29	LGSFAMG30	LGSFAMG31	LGSFAMG32
GSFAMG33	GSFAMG34	GSFAMG35	GSFAMG36	h. 5.5%	LGSFAMG33	LGSFAMG34	LGSFAMG35	LGSFAMG36
GSFAMG37	GSFAMG38	GSFAMG39	GSFAMG40	i. 6.0%	LGSFAMG37	LGSFAMG38	LGSFAMG39	LGSFAMG40
GSFAMG41	GSFAMG42	GSFAMG43	GSFAMG44	j. >6.0%	LGSFAMG41	LGSFAMG42	LGSFAMG43	LGSFAMG44
GSFAMG45	GSFAMG46	GSFAMG47	GSFAMG48	2.Total(line 1)	LGSFAMG45	LGSFAMG46	LGSFAMG47	LGSFAMG48
GSFAMG49	GSFAMG50	GSFAMG51	GSFAMG52	a. <2.5%	LGSFAMG49	LGSFAMG50	LGSFAMG51	LGSFAMG52
GSFAMG53	GSFAMG54	GSFAMG55	GSFAMG56	b. 2.5%	LGSFAMG53	LGSFAMG54	LGSFAMG55	LGSFAMG56
GSFAMG57	GSFAMG58	GSFAMG59	GSFAMG60	c. 3.0%	LGSFAMG57	LGSFAMG58	LGSFAMG59	LGSFAMG60
GSFAMG61	GSFAMG62	GSFAMG63	GSFAMG64	d. 3.5%	LGSFAMG61	LGSFAMG62	LGSFAMG63	LGSFAMG64
GSFAMG65	GSFAMG66	GSFAMG67	GSFAMG68	e. 4.0%	LGSFAMG65	LGSFAMG66	LGSFAMG67	LGSFAMG68
GSFAMG69	GSFAMG70	GSFAMG71	GSFAMG72	f. 4.5%	LGSFAMG69	LGSFAMG70	LGSFAMG71	LGSFAMG72
GSFAMG73	GSFAMG74	GSFAMG75	GSFAMG76	g. 5.0%	LGSFAMG73	LGSFAMG74	LGSFAMG75	LGSFAMG76
GSFAMG77	GSFAMG78	GSFAMG79	GSFAMG80	h. 5.5%	LGSFAMG77	LGSFAMG78	LGSFAMG79	LGSFAMG80
GSFAMG81	GSFAMG82	GSFAMG83	GSFAMG84	i. 6.0%	LGSFAMG81	LGSFAMG82	LGSFAMG83	LGSFAMG84
GSFAMG85	GSFAMG86	GSFAMG87	GSFAMG88	j. >6.0%	LGSFAMG85	LGSFAMG86	LGSFAMG87	LGSFAMG88
GSFAMG89	GSFAMG90	GSFAMG91	GSFAMG92	4.Total(line 3)	LGSFAMG89	LGSFAMG90	LGSFAMG91	LGSFAMG92

FIGURE 1 - EXAMPLE TEXT FILE FOR FR2004FA



How to create a FR2004FA Text file from a spreadsheet

Step 1. Create a spreadsheet with a layout similar to the FR2004FA report form, along with its corresponding Cell identifiers and its data values for each item on the FR2004FA report form. You should skip those rows on the form that doesn't contain cells to be filled-in.

A sample picture of a portion of the FR2004FA report is displayed below:

A	B	C	D	E	F	G	H	I	J
7									
8	Dollar Amounts in Millions		FNMA/FHLMC UMBS			FHLMC (Non-UMBS)			
9		Fails to receive		Fails to deliver		Fails to receive		Fails to deliver	
10									
11		1		2		3		4	
12	1. 30-year Federal Agency and GSE Pass-through MBS Fails	Cell Identifier	Col 1 value	Cell Identifier	Col 2 value	Cell Identifier	Col 3 value	Cell Identifier	Col 4 value
13	a. <2.5%	LGSFAMG05	711	LGSFAMG06	465	LGSFAMG07	518	LGSFAMG08	808
14	b. 2.5%	LGSFAMG09	475	LGSFAMG10	284	LGSFAMG11	700	LGSFAMG12	826
15	c. 3.0%	LGSFAMG13	254	LGSFAMG14	707	LGSFAMG15	674	LGSFAMG16	666
16	d. 3.5%	LGSFAMG17	279	LGSFAMG18	219	LGSFAMG19	351	LGSFAMG20	577
17	e. 4.0%	LGSFAMG21	722	LGSFAMG22	395	LGSFAMG23	444	LGSFAMG24	421
18	f. 4.5%	LGSFAMG25	524	LGSFAMG26	190	LGSFAMG27	853	LGSFAMG28	125
19	g. 5.0%	LGSFAMG29	815	LGSFAMG30	367	LGSFAMG31	948	LGSFAMG32	701
20	h. 5.5%	LGSFAMG33	889	LGSFAMG34	449	LGSFAMG35	360	LGSFAMG36	905
21	i. 6.0%	LGSFAMG37	636	LGSFAMG38	120	LGSFAMG39	226	LGSFAMG40	529
22	j. >6.0%	LGSFAMG41	240	LGSFAMG42	831	LGSFAMG43	823	LGSFAMG44	279
23	2. Total (line 1)	LGSFAMG45	5545	LGSFAMG46	4027	LGSFAMG47	5897	LGSFAMG48	5837
24		Outright		Dollar Roll		Outright		Dollar Roll	
25	3. 30-year Federal Agency and GSE Pass-through MBS Transaction Volumes	1		2		3		4	
26	a. <2.5%	LGSFAMG49	878	LGSFAMG50	970	LGSFAMG51	660	LGSFAMG52	668
27	b. 2.5%	LGSFAMG53	133	LGSFAMG54	305	LGSFAMG55	831	LGSFAMG56	798
28	c. 3.0%	LGSFAMG57	569	LGSFAMG58	748	LGSFAMG59	366	LGSFAMG60	579
29	d. 3.5%	LGSFAMG61	702	LGSFAMG62	688	LGSFAMG63	307	LGSFAMG64	531
30	e. 4.0%	LGSFAMG65	360	LGSFAMG66	260	LGSFAMG67	157	LGSFAMG68	906
31	f. 4.5%	LGSFAMG69	245	LGSFAMG70	705	LGSFAMG71	447	LGSFAMG72	176
32	g. 5.0%	LGSFAMG73	314	LGSFAMG74	496	LGSFAMG75	569	LGSFAMG76	565
33	h. 5.5%	LGSFAMG77	162	LGSFAMG78	255	LGSFAMG79	693	LGSFAMG80	416
34	i. 6.0%	LGSFAMG81	465	LGSFAMG82	331	LGSFAMG83	948	LGSFAMG84	556
35	j. >6.0%	LGSFAMG85	850	LGSFAMG86	856	LGSFAMG87	350	LGSFAMG88	984
36	4. Total (line 3)	LGSFAMG89	4678	LGSFAMG90	5614	LGSFAMG91	5328	LGSFAMG92	6179

Step 2. Once the entire report form is populated on a spreadsheet and the data values have been entered, it is time to format all of your entries from the first Cell Identifier and Value up to and including the last Cell Identifier and Value into a Reporting Central required format.

To accomplish this the following technique may be used:

- select cells starting with first Cell Identifier and Value (starting with the first Cell Identifier row/column) up to the last Cell Identifier and Value (ending with the last Value row/column).
- paste selection to another spreadsheet and save it in *.txt file:

On the spreadsheet file: do a File > Save As, select Text (Tab delimited) in the Save as type section. Type a name for the file and click the Save button. Then click OK and Yes to the two MS Excel prompts.

- If you open the text file, you should see something like this:

File	Edit	Format	View	Help				
LGSFAMG05	711	LGSFAMG06	465	LGSFAMG07	518	LGSFAMG08	808	
LGSFAMG09	475	LGSFAMG10	284	LGSFAMG11	700	LGSFAMG12	826	
LGSFAMG13	254	LGSFAMG14	707	LGSFAMG15	674	LGSFAMG16	666	
LGSFAMG17	279	LGSFAMG18	219	LGSFAMG19	351	LGSFAMG20	577	
LGSFAMG21	722	LGSFAMG22	395	LGSFAMG23	444	LGSFAMG24	421	
LGSFAMG25	524	LGSFAMG26	190	LGSFAMG27	853	LGSFAMG28	125	
LGSFAMG29	815	LGSFAMG30	367	LGSFAMG31	948	LGSFAMG32	701	
LGSFAMG33	889	LGSFAMG34	449	LGSFAMG35	360	LGSFAMG36	905	
LGSFAMG37	636	LGSFAMG38	120	LGSFAMG39	226	LGSFAMG40	529	
LGSFAMG41	240	LGSFAMG42	831	LGSFAMG43	823	LGSFAMG44	279	
LGSFAMG45	5545	LGSFAMG46	4027	LGSFAMG47	5897	LGSFAMG48	5837	
LGSFAMG49	878	LGSFAMG50	970	LGSFAMG51	660	LGSFAMG52	668	
LGSFAMG53	133	LGSFAMG54	305	LGSFAMG55	831	LGSFAMG56	798	
LGSFAMG57	569	LGSFAMG58	748	LGSFAMG59	366	LGSFAMG60	579	
LGSFAMG61	702	LGSFAMG62	688	LGSFAMG63	307	LGSFAMG64	531	
LGSFAMG65	360	LGSFAMG66	260	LGSFAMG67	157	LGSFAMG68	906	
LGSFAMG69	245	LGSFAMG70	705	LGSFAMG71	447	LGSFAMG72	176	
LGSFAMG73	314	LGSFAMG74	496	LGSFAMG75	569	LGSFAMG76	565	
LGSFAMG77	162	LGSFAMG78	255	LGSFAMG79	693	LGSFAMG80	416	
LGSFAMG81	465	LGSFAMG82	331	LGSFAMG83	948	LGSFAMG84	556	
LGSFAMG85	850	LGSFAMG86	856	LGSFAMG87	350	LGSFAMG88	984	
LGSFAMG89	4678	LGSFAMG90	5614	LGSFAMG91	5328	LGSFAMG92	6179	

- use “Replace All” for the following: “<tab>” to “+” and after that “+L” to “L” to see something like that:

File Edit Format View Help

LGSFAMG05+711LGSFAMG06+465LGSFAMG07+518LGSFAMG08+808
LGSFAMG09+475LGSFAMG10+284LGSFAMG11+700LGSFAMG12+826
LGSFAMG13+254LGSFAMG14+707LGSFAMG15+674LGSFAMG16+666
LGSFAMG17+279LGSFAMG18+219LGSFAMG19+351LGSFAMG20+577
LGSFAMG21+722LGSFAMG22+395LGSFAMG23+444LGSFAMG24+421
LGSFAMG25+524LGSFAMG26+190LGSFAMG27+853LGSFAMG28+125
LGSFAMG29+815LGSFAMG30+367LGSFAMG31+948LGSFAMG32+701
LGSFAMG33+889LGSFAMG34+449LGSFAMG35+360LGSFAMG36+905
LGSFAMG37+636LGSFAMG38+120LGSFAMG39+226LGSFAMG40+529
LGSFAMG41+240LGSFAMG42+831LGSFAMG43+823LGSFAMG44+279
LGSFAMG45+5545LGSFAMG46+4027LGSFAMG47+5897LGSFAMG48+5837
LGSFAMG49+878LGSFAMG50+970LGSFAMG51+660LGSFAMG52+668
LGSFAMG53+133LGSFAMG54+305LGSFAMG55+831LGSFAMG56+798
LGSFAMG57+569LGSFAMG58+748LGSFAMG59+366LGSFAMG60+579
LGSFAMG61+702LGSFAMG62+688LGSFAMG63+307LGSFAMG64+531
LGSFAMG65+360LGSFAMG66+260LGSFAMG67+157LGSFAMG68+906
LGSFAMG69+245LGSFAMG70+705LGSFAMG71+447LGSFAMG72+176
LGSFAMG73+314LGSFAMG74+496LGSFAMG75+569LGSFAMG76+565
LGSFAMG77+162LGSFAMG78+255LGSFAMG79+693LGSFAMG80+416
LGSFAMG81+465LGSFAMG82+331LGSFAMG83+948LGSFAMG84+556
LGSFAMG85+850LGSFAMG86+856LGSFAMG87+350LGSFAMG88+984
LGSFAMG89+4678LGSFAMG90+5614LGSFAMG91+5328LGSFAMG92+6179

Step 3. The last step, is adding the respondent ID, as-of-date and the report form name.

Open the newly created text file, place the cursor before the Cell Identifier on the beginning of the first row of data and press the return key to create an empty first row. Then type in your 10-digit respondent ID code immediately followed by FR2004FA and two blank spaces (Remember the report form name must be 10 characters long) and then the report's as-of-date (in the format of the date on the first line below.) Save the file and you're done. Once you're done, your first row of data should look similar in format to the file below.

```
File Edit Format View Help
0123456789FR2004FA 01-03-2022
LGSFAMG05+711LGSFAMG06+465LGSFAMG07+518LGSFAMG08+808
LGSFAMG09+475LGSFAMG10+284LGSFAMG11+700LGSFAMG12+826
LGSFAMG13+254LGSFAMG14+707LGSFAMG15+674LGSFAMG16+666
LGSFAMG17+279LGSFAMG18+219LGSFAMG19+351LGSFAMG20+577
LGSFAMG21+722LGSFAMG22+395LGSFAMG23+444LGSFAMG24+421
LGSFAMG25+524LGSFAMG26+190LGSFAMG27+853LGSFAMG28+125
LGSFAMG29+815LGSFAMG30+367LGSFAMG31+948LGSFAMG32+701
LGSFAMG33+889LGSFAMG34+449LGSFAMG35+360LGSFAMG36+905
LGSFAMG37+636LGSFAMG38+120LGSFAMG39+226LGSFAMG40+529
LGSFAMG41+240LGSFAMG42+831LGSFAMG43+823LGSFAMG44+279
LGSFAMG45+5545LGSFAMG46+4027LGSFAMG47+5897LGSFAMG48+5837
LGSFAMG49+878LGSFAMG50+970LGSFAMG51+660LGSFAMG52+668
LGSFAMG53+133LGSFAMG54+305LGSFAMG55+831LGSFAMG56+798
LGSFAMG57+569LGSFAMG58+748LGSFAMG59+366LGSFAMG60+579
LGSFAMG61+702LGSFAMG62+688LGSFAMG63+307LGSFAMG64+531
LGSFAMG65+360LGSFAMG66+260LGSFAMG67+157LGSFAMG68+906
LGSFAMG69+245LGSFAMG70+705LGSFAMG71+447LGSFAMG72+176
LGSFAMG73+314LGSFAMG74+496LGSFAMG75+569LGSFAMG76+565
LGSFAMG77+162LGSFAMG78+255LGSFAMG79+693LGSFAMG80+416
LGSFAMG81+465LGSFAMG82+331LGSFAMG83+948LGSFAMG84+556
LGSFAMG85+850LGSFAMG86+856LGSFAMG87+350LGSFAMG88+984
LGSFAMG89+4678LGSFAMG90+5614LGSFAMG91+5328LGSFAMG92+6179
```

Now you can go ahead and submit this text file to Reporting Central.

File Format for FR2004FB (Effective from 01/03/2022)

Report Header Record for FR2004FB

The Report Header Record must be the first record in the file.

<u>Field</u>	<u>Length</u>	<u>Type</u>	<u>Value/Description</u>
Report Institution ID	10	NUM	10-digit respondent identifier
Report Name	10	ALPHA	'FR2004FB' followed by two blanks
Report As-of-date	10	NUM	10-digit date (MM-DD-YYYY) which represents the as-of-date of the report

Report Data Record for FR2004FB

There must be one Report Data Record for each line of the report form.

<u>Field</u>	<u>Length</u>	<u>Type</u>	<u>Value/Description</u>
Cell Identifier	9	ALPHA	L followed by 8-character Cell Identifier of the line of the report form: "MDRM" ID for the FR2004FB form (4-char): GSFB and the first field of the corresponding line "MDRM" (4-char) (MH02-MH89) – see next section of this document for a List of Cell Identifiers values.

The next pair of fields is: the separator and the data value. In case of the FR2004FB report, there are only two columns per Line, so two cell identifiers are followed by their values separated by field separators.

<u>Field</u>	<u>Length</u>	<u>Type</u>	<u>Value/Description</u>
+	1	ALPHA	'+' plus sign, used as field separator
Data Value	0-9	NUM	Numeric data value being reported for the particular data cell defined by that row and column. Value must be in one of the following formats: . an unsigned one to nine-digit value if positive (999999999); . zero (unsigned) if zero is the applicable value; . null, if the data field is not applicable.

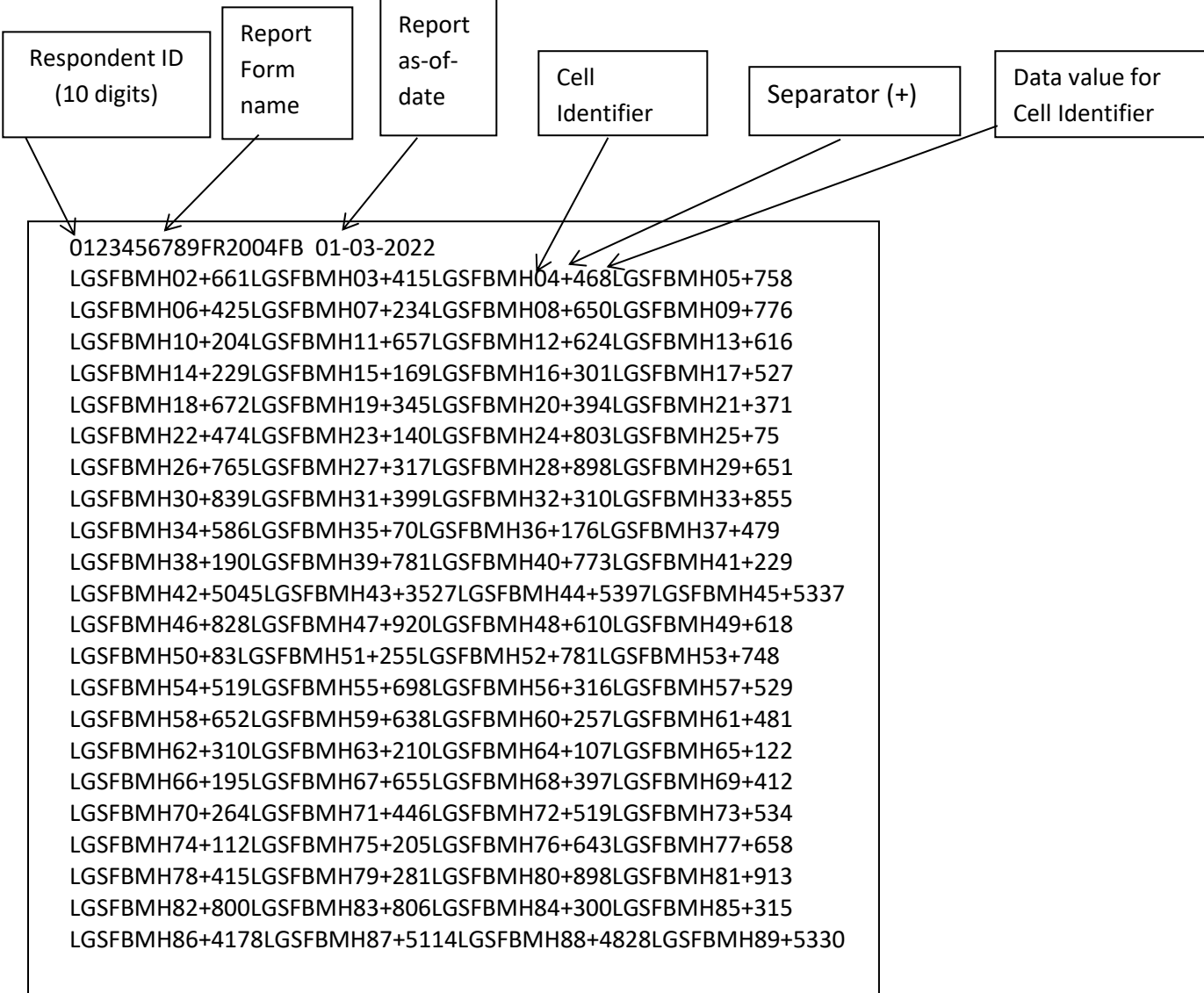
Note: Do not zero fill the report. If you do not have data for a cell, please leave the cell null.

Cell Identifiers to be used for FR2004FB

Settlement Cycle Report of Dealer Fails and Transaction Volumes: Class B – FR2004FB

MDRMs				Descriptions	Cell Identifiers			
GSFBMH02	GSFBMH03	GSFBMH04	GSFBMH05	a. <2.0%	LGSFBMH02	LGSFBMH03	LGSFBMH04	LGSFBMH05
GSFBMH06	GSFBMH07	GSFBMH08	GSFBMH09	b. 2.0%	LGSFBMH06	LGSFBMH07	LGSFBMH08	LGSFBMH09
GSFBMH10	GSFBMH11	GSFBMH12	GSFBMH13	c. 2.5%	LGSFBMH10	LGSFBMH11	LGSFBMH12	LGSFBMH13
GSFBMH14	GSFBMH15	GSFBMH16	GSFBMH17	d. 3.0%	LGSFBMH14	LGSFBMH15	LGSFBMH16	LGSFBMH17
GSFBMH18	GSFBMH19	GSFBMH20	GSFBMH21	e. 3.5%	LGSFBMH18	LGSFBMH19	LGSFBMH20	LGSFBMH21
GSFBMH22	GSFBMH23	GSFBMH24	GSFBMH25	f. 4.0%	LGSFBMH22	LGSFBMH23	LGSFBMH24	LGSFBMH25
GSFBMH26	GSFBMH27	GSFBMH28	GSFBMH29	g. 4.5%	LGSFBMH26	LGSFBMH27	LGSFBMH28	LGSFBMH29
GSFBMH30	GSFBMH31	GSFBMH32	GSFBMH33	h. 5.0%	LGSFBMH30	LGSFBMH31	LGSFBMH32	LGSFBMH33
GSFBMH34	GSFBMH35	GSFBMH36	GSFBMH37	i. 5.5%	LGSFBMH34	LGSFBMH35	LGSFBMH36	LGSFBMH37
GSFBMH38	GSFBMH39	GSFBMH40	GSFBMH41	j. >5.5%	LGSFBMH38	LGSFBMH39	LGSFBMH40	LGSFBMH41
GSFBMH42	GSFBMH43	GSFBMH44	GSFBMH45	2.Total(line1)	LGSFBMH42	LGSFBMH43	LGSFBMH44	LGSFBMH45
GSFBMH46	GSFBMH47	GSFBMH48	GSFBMH49	a. <2.0%	LGSFBMH46	LGSFBMH47	LGSFBMH48	LGSFBMH49
GSFBMH50	GSFBMH51	GSFBMH52	GSFBMH53	b. 2.0%	LGSFBMH50	LGSFBMH51	LGSFBMH52	LGSFBMH53
GSFBMH54	GSFBMH55	GSFBMH56	GSFBMH57	c. 2.5%	LGSFBMH54	LGSFBMH55	LGSFBMH56	LGSFBMH57
GSFBMH58	GSFBMH59	GSFBMH60	GSFBMH61	d. 3.0%	LGSFBMH58	LGSFBMH59	LGSFBMH60	LGSFBMH61
GSFBMH62	GSFBMH63	GSFBMH64	GSFBMH65	e. 3.5%	LGSFBMH62	LGSFBMH63	LGSFBMH64	LGSFBMH65
GSFBMH66	GSFBMH67	GSFBMH68	GSFBMH69	f. 4.0%	LGSFBMH66	LGSFBMH67	LGSFBMH68	LGSFBMH69
GSFBMH70	GSFBMH71	GSFBMH72	GSFBMH73	g. 4.5%	LGSFBMH70	LGSFBMH71	LGSFBMH72	LGSFBMH73
GSFBMH74	GSFBMH75	GSFBMH76	GSFBMH77	h. 5.0%	LGSFBMH74	LGSFBMH75	LGSFBMH76	LGSFBMH77
GSFBMH78	GSFBMH79	GSFBMH80	GSFBMH81	i. 5.5%	LGSFBMH78	LGSFBMH79	LGSFBMH80	LGSFBMH81
GSFBMH82	GSFBMH83	GSFBMH84	GSFBMH85	j. >5.5%	LGSFBMH82	LGSFBMH83	LGSFBMH84	LGSFBMH85
GSFBMH86	GSFBMH87	GSFBMH88	GSFBMH89	4.Total(line 3)	LGSFBMH86	LGSFBMH87	LGSFBMH88	LGSFBMH89

FIGURE 1 - EXAMPLE TEXT FILE FOR FR2004FB



How to create a FR2004FB Text file from a spreadsheet

Step 1. Create a spreadsheet with a layout similar to the FR2004FB report form, along with its corresponding Cell identifiers and its data values for each item on the FR2004FB report form.

You should skip those rows on the form that doesn't contain cells to be filled-in.

A sample picture of a portion of the FR2004FB report is displayed below:

	A	B	C	D	E	F	G	H	I	J
7										
8		Dollar Amounts in Millions	FNMA/FHLMC UMBS				FHLMC (Non-UMBS)			
9			Fails to receive		Fails to deliver		Fails to receive		Fails to deliver	
10			1		2		3		4	
11			Cell Identifier	Col 1 value	Cell Identifier	Col 2 value	Cell Identifier	Col 3 value	Cell Identifier	Col 4 value
12		1. 15-year Federal Agency and GSE Pass-through MBS Fails								
13		a. <2.0%	LGSFBMH02	661	LGSFBMH03	415	LGSFBMH04	468	LGSFBMH05	758
14		b. 2.0%	LGSFBMH06	425	LGSFBMH07	234	LGSFBMH08	650	LGSFBMH09	776
15		c. 2.5%	LGSFBMH10	204	LGSFBMH11	657	LGSFBMH12	624	LGSFBMH13	616
16		d. 3.0%	LGSFBMH14	229	LGSFBMH15	169	LGSFBMH16	301	LGSFBMH17	527
17		e. 3.5%	LGSFBMH18	672	LGSFBMH19	345	LGSFBMH20	394	LGSFBMH21	371
18		f. 4.0%	LGSFBMH22	474	LGSFBMH23	140	LGSFBMH24	803	LGSFBMH25	75
19		g. 4.5%	LGSFBMH26	765	LGSFBMH27	317	LGSFBMH28	898	LGSFBMH29	651
20		h. 5.0%	LGSFBMH30	839	LGSFBMH31	399	LGSFBMH32	310	LGSFBMH33	855
21		i. 5.5%	LGSFBMH34	586	LGSFBMH35	70	LGSFBMH36	176	LGSFBMH37	479
22		j. >5.5%	LGSFBMH38	190	LGSFBMH39	781	LGSFBMH40	773	LGSFBMH41	229
23		2. Total (line 1)	LGSFBMH42	5045	LGSFBMH43	3527	LGSFBMH44	5397	LGSFBMH45	5337
24			Outright		Dollar Roll		Outright		Dollar Roll	
25		3. 15-year Federal Agency and GSE Pass-through MBS Transaction Volumes	1		2		3		4	
26		a. <2.0%	LGSFBMH46	828	LGSFBMH47	920	LGSFBMH48	610	LGSFBMH49	618
27		b. 2.0%	LGSFBMH50	83	LGSFBMH51	255	LGSFBMH52	781	LGSFBMH53	748
28		c. 2.5%	LGSFBMH54	519	LGSFBMH55	698	LGSFBMH56	316	LGSFBMH57	529
29		d. 3.0%	LGSFBMH58	652	LGSFBMH59	638	LGSFBMH60	257	LGSFBMH61	481
30		e. 3.5%	LGSFBMH62	310	LGSFBMH63	210	LGSFBMH64	107	LGSFBMH65	122
31		f. 4.0%	LGSFBMH66	195	LGSFBMH67	655	LGSFBMH68	397	LGSFBMH69	412
32		g. 4.5%	LGSFBMH70	264	LGSFBMH71	446	LGSFBMH72	519	LGSFBMH73	534
33		h. 5.0%	LGSFBMH74	112	LGSFBMH75	205	LGSFBMH76	643	LGSFBMH77	658
34		i. 5.5%	LGSFBMH78	415	LGSFBMH79	281	LGSFBMH80	898	LGSFBMH81	913
35		j. >5.5%	LGSFBMH82	800	LGSFBMH83	806	LGSFBMH84	300	LGSFBMH85	315
36		4. Total (line 3)	LGSFBMH86	4178	LGSFBMH87	5114	LGSFBMH88	4828	LGSFBMH89	5330
37										

Step 2. Once the entire report form is populated on a spreadsheet and the data values have been entered, it is time to format all of your entries from the first Cell Identifier and Value up to and including the last Cell Identifier and Value into a Reporting Central required format.

To accomplish this the following technique may be used

- select cells starting with the first Cell Identifier and Value (starting with the first Cell Identifier row/column) up to the last Cell Identifier and Value (ending with the last Value row/column).
- paste selection to another spreadsheet and save it in *.txt file:
 On the spreadsheet file: do a File > Save As, select Text (Tab delimited) in the Save as type section. Type a name for the file and click the Save button. Then click OK and Yes to the two MS Excel prompts.
- If you open the text file, you should see something like this:

File	Edit	Format	View	Help					
LGSFBMH02	661	LGSFBMH03	415	LGSFBMH04	468	LGSFBMH05	758		
LGSFBMH06	425	LGSFBMH07	234	LGSFBMH08	650	LGSFBMH09	776		
LGSFBMH10	204	LGSFBMH11	657	LGSFBMH12	624	LGSFBMH13	616		
LGSFBMH14	229	LGSFBMH15	169	LGSFBMH16	301	LGSFBMH17	527		
LGSFBMH18	672	LGSFBMH19	345	LGSFBMH20	394	LGSFBMH21	371		
LGSFBMH22	474	LGSFBMH23	140	LGSFBMH24	803	LGSFBMH25	75		
LGSFBMH26	765	LGSFBMH27	317	LGSFBMH28	898	LGSFBMH29	651		
LGSFBMH30	839	LGSFBMH31	399	LGSFBMH32	310	LGSFBMH33	855		
LGSFBMH34	586	LGSFBMH35	70	LGSFBMH36	176	LGSFBMH37	479		
LGSFBMH38	190	LGSFBMH39	781	LGSFBMH40	773	LGSFBMH41	229		
LGSFBMH42	5045	LGSFBMH43	3527	LGSFBMH44	5397	LGSFBMH45	5337		
LGSFBMH46	828	LGSFBMH47	920	LGSFBMH48	610	LGSFBMH49	618		
LGSFBMH50	83	LGSFBMH51	255	LGSFBMH52	781	LGSFBMH53	748		
LGSFBMH54	519	LGSFBMH55	698	LGSFBMH56	316	LGSFBMH57	529		
LGSFBMH58	652	LGSFBMH59	638	LGSFBMH60	257	LGSFBMH61	481		
LGSFBMH62	310	LGSFBMH63	210	LGSFBMH64	107	LGSFBMH65	122		
LGSFBMH66	195	LGSFBMH67	655	LGSFBMH68	397	LGSFBMH69	412		
LGSFBMH70	264	LGSFBMH71	446	LGSFBMH72	519	LGSFBMH73	534		
LGSFBMH74	112	LGSFBMH75	205	LGSFBMH76	643	LGSFBMH77	658		
LGSFBMH78	415	LGSFBMH79	281	LGSFBMH80	898	LGSFBMH81	913		
LGSFBMH82	800	LGSFBMH83	806	LGSFBMH84	300	LGSFBMH85	315		
LGSFBMH86	4178	LGSFBMH87	5114	LGSFBMH88	4828	LGSFBMH89	5330		

- use "Replace All" for the following: "<tab>" to "+" and after that "+L" to "L" to see something like that:

```
File Edit Format View Help
LGSFBMH02+661LGSFBMH03+415LGSFBMH04+468LGSFBMH05+758
LGSFBMH06+425LGSFBMH07+234LGSFBMH08+650LGSFBMH09+776
LGSFBMH10+204LGSFBMH11+657LGSFBMH12+624LGSFBMH13+616
LGSFBMH14+229LGSFBMH15+169LGSFBMH16+301LGSFBMH17+527
LGSFBMH18+672LGSFBMH19+345LGSFBMH20+394LGSFBMH21+371
LGSFBMH22+474LGSFBMH23+140LGSFBMH24+803LGSFBMH25+75
LGSFBMH26+765LGSFBMH27+317LGSFBMH28+898LGSFBMH29+651
LGSFBMH30+839LGSFBMH31+399LGSFBMH32+310LGSFBMH33+855
LGSFBMH34+586LGSFBMH35+70LGSFBMH36+176LGSFBMH37+479
LGSFBMH38+190LGSFBMH39+781LGSFBMH40+773LGSFBMH41+229
LGSFBMH42+5045LGSFBMH43+3527LGSFBMH44+5397LGSFBMH45+5337
LGSFBMH46+828LGSFBMH47+920LGSFBMH48+610LGSFBMH49+618
LGSFBMH50+83LGSFBMH51+255LGSFBMH52+781LGSFBMH53+748
LGSFBMH54+519LGSFBMH55+698LGSFBMH56+316LGSFBMH57+529
LGSFBMH58+652LGSFBMH59+638LGSFBMH60+257LGSFBMH61+481
LGSFBMH62+310LGSFBMH63+210LGSFBMH64+107LGSFBMH65+122
LGSFBMH66+195LGSFBMH67+655LGSFBMH68+397LGSFBMH69+412
LGSFBMH70+264LGSFBMH71+446LGSFBMH72+519LGSFBMH73+534
LGSFBMH74+112LGSFBMH75+205LGSFBMH76+643LGSFBMH77+658
LGSFBMH78+415LGSFBMH79+281LGSFBMH80+898LGSFBMH81+913
LGSFBMH82+800LGSFBMH83+806LGSFBMH84+300LGSFBMH85+315
LGSFBMH86+4178LGSFBMH87+5114LGSFBMH88+4828LGSFBMH89+5330
```

Step 3. The last step, is adding the respondent ID, as-of-date and the report form name.

Open the newly created text file, place the cursor before the Cell Identifier L on the first row of data and press the return key to create an empty first row. Then type in your 10-digit respondent ID code immediately followed by FR2004FB and two blank spaces (Remember the report form name must be 10 characters long) and then the report's as-of-date (in the format of the date on the first line below.) Save the file and you're done. Once you're done, your first row of data should look similar in format to the file below.

```
File Edit Format View Help
0123456789FR2004FB 01-03-2022
LGSFBMH02+661LGSFBMH03+415LGSFBMH04+468LGSFBMH05+758
LGSFBMH06+425LGSFBMH07+234LGSFBMH08+650LGSFBMH09+776
LGSFBMH10+204LGSFBMH11+657LGSFBMH12+624LGSFBMH13+616
LGSFBMH14+229LGSFBMH15+169LGSFBMH16+301LGSFBMH17+527
LGSFBMH18+672LGSFBMH19+345LGSFBMH20+394LGSFBMH21+371
LGSFBMH22+474LGSFBMH23+140LGSFBMH24+803LGSFBMH25+75
LGSFBMH26+765LGSFBMH27+317LGSFBMH28+898LGSFBMH29+651
LGSFBMH30+839LGSFBMH31+399LGSFBMH32+310LGSFBMH33+855
LGSFBMH34+586LGSFBMH35+70LGSFBMH36+176LGSFBMH37+479
LGSFBMH38+190LGSFBMH39+781LGSFBMH40+773LGSFBMH41+229
LGSFBMH42+5045LGSFBMH43+3527LGSFBMH44+5397LGSFBMH45+5337
LGSFBMH46+828LGSFBMH47+920LGSFBMH48+610LGSFBMH49+618
LGSFBMH50+83LGSFBMH51+255LGSFBMH52+781LGSFBMH53+748
LGSFBMH54+519LGSFBMH55+698LGSFBMH56+316LGSFBMH57+529
LGSFBMH58+652LGSFBMH59+638LGSFBMH60+257LGSFBMH61+481
LGSFBMH62+310LGSFBMH63+210LGSFBMH64+107LGSFBMH65+122
LGSFBMH66+195LGSFBMH67+655LGSFBMH68+397LGSFBMH69+412
LGSFBMH70+264LGSFBMH71+446LGSFBMH72+519LGSFBMH73+534
LGSFBMH74+112LGSFBMH75+205LGSFBMH76+643LGSFBMH77+658
LGSFBMH78+415LGSFBMH79+281LGSFBMH80+898LGSFBMH81+913
LGSFBMH82+800LGSFBMH83+806LGSFBMH84+300LGSFBMH85+315
LGSFBMH86+4178LGSFBMH87+5114LGSFBMH88+4828LGSFBMH89+5330
```

Now you can go ahead and submit this text file to Reporting Central.

File Format for FR2004FC (Effective from 01/02/2015)

Report Header Record for FR2004FC

The Report Header Record must be the first record in the file.

<u>Field</u>	<u>Length</u>	<u>Type</u>	<u>Value/Description</u>
Report Institution ID	10	NUM	10-digit respondent identifier
Report Name	10	ALPHA	'FR2004FC' followed by two blanks
Report As-of-date	10	NUM	10-digit date (MM-DD-YYYY) which represents the as-of-date of the report

Report Data Record for FR2004FC

There must be one Report Data Record for each line of the report form.

<u>Field</u>	<u>Length</u>	<u>Type</u>	<u>Value/Description</u>
Cell Identifier	9	ALPHA	L followed by 8-character Cell Identifier of the line of the report form: "MDRM" ID for the FR2004FC form (4-char): GSFC and the first field of the corresponding line "MDRM" (4-char) (S020-S063) – see next section of this document for a List of Cell Identifiers values.

The next pair of fields is: the separator and the data value. In case of the FR2004FC report, there are only two columns per Line, so two cell identifiers are followed by their values separated by field separators.

<u>Field</u>	<u>Length</u>	<u>Type</u>	<u>Value/Description</u>
+	1	ALPHA	'+' plus sign, used as field separator
Data Value	0-9	NUM	Numeric data value being reported for the particular data cell defined by that row and column. Value must be in one of the following formats: . an unsigned one to nine-digit value if positive (999999999); . zero (unsigned) if zero is the applicable value; . null, if the data field is not applicable.

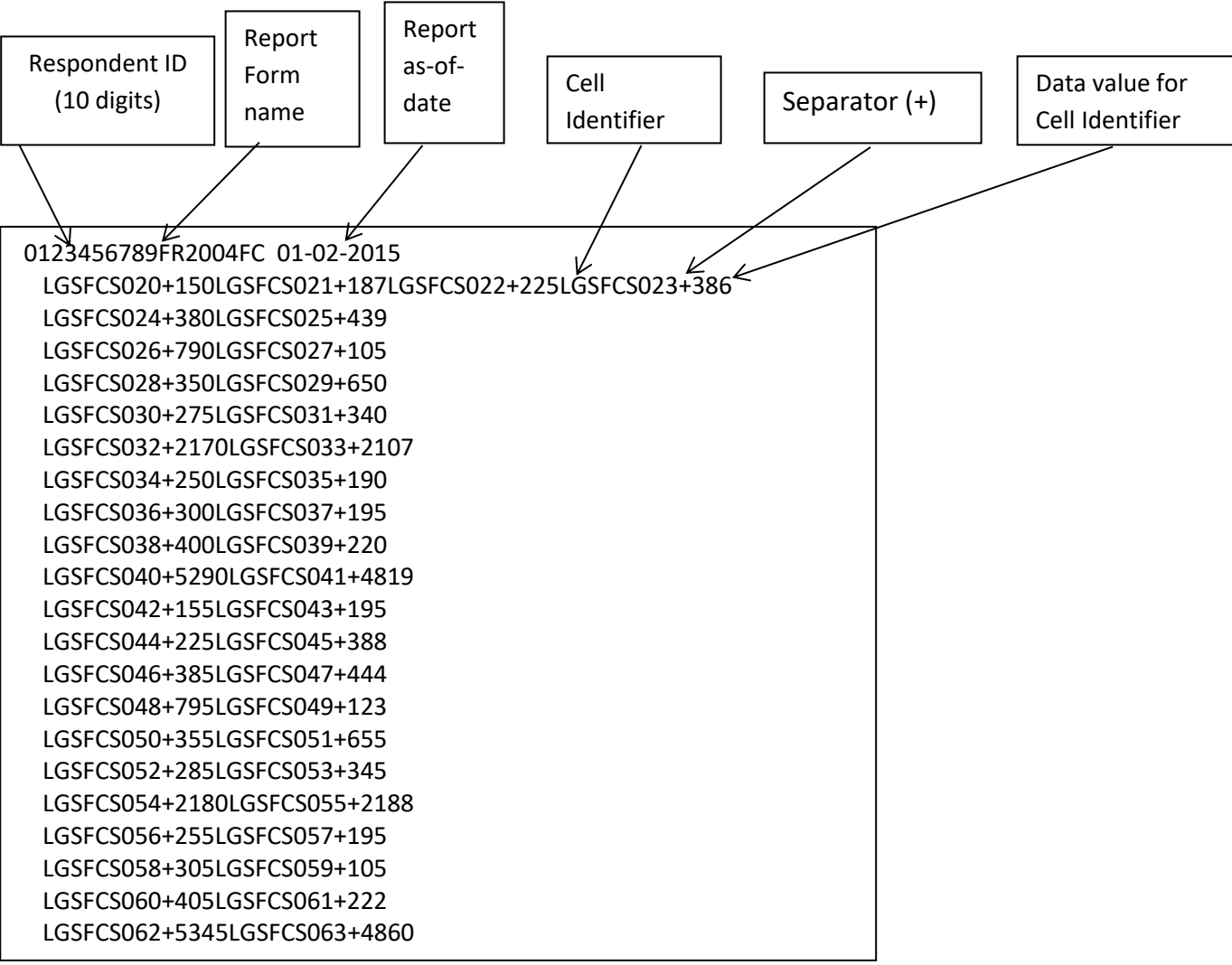
Note: Do not zero fill the report. If you do not have data for a cell, please leave the cell null.

Cell Identifiers to be used for FR2004FC

Settlement Cycle Report of Dealer Fails and Transaction Volumes: Class C – FR2004FC

MDRMs		Descriptions	Cell Identifiers	
GSFCS020	GSFCS021	a. <2.5%	LGSFCS020	LGSFCS021
GSFCS022	GSFCS023	b. 2.5%	LGSFCS022	LGSFCS023
GSFCS024	GSFCS025	c. 3.0%	LGSFCS024	LGSFCS025
GSFCS026	GSFCS027	d. 3.5%	LGSFCS026	LGSFCS027
GSFCS028	GSFCS029	e. 4.0%	LGSFCS028	LGSFCS029
GSFCS030	GSFCS031	f. 4.5%	LGSFCS030	LGSFCS031
GSFCS032	GSFCS033	g. 5.0%	LGSFCS032	LGSFCS033
GSFCS034	GSFCS035	h. 5.5%	LGSFCS034	LGSFCS035
GSFCS036	GSFCS037	i. 6.0%	LGSFCS036	LGSFCS037
GSFCS038	GSFCS039	j. >6.0%	LGSFCS038	LGSFCS039
GSFCS040	GSFCS041	2. Total (line 1)	LGSFCS040	LGSFCS041
GSFCS042	GSFCS043	a. <2.5%	LGSFCS042	LGSFCS043
GSFCS044	GSFCS045	b. 2.5%	LGSFCS044	LGSFCS045
GSFCS046	GSFCS047	c. 3.0%	LGSFCS046	LGSFCS047
GSFCS048	GSFCS049	d. 3.5%	LGSFCS048	LGSFCS049
GSFCS050	GSFCS051	e. 4.0%	LGSFCS050	LGSFCS051
GSFCS052	GSFCS053	f. 4.5%	LGSFCS052	LGSFCS053
GSFCS054	GSFCS055	g. 5.0%	LGSFCS054	LGSFCS055
GSFCS056	GSFCS057	h. 5.5%	LGSFCS056	LGSFCS057
GSFCS058	GSFCS059	i. 6.0%	LGSFCS058	LGSFCS059
GSFCS060	GSFCS061	j. >6.0%	LGSFCS060	LGSFCS061
GSFCS062	GSFCS063	4. Total (line 3)	LGSFCS062	LGSFCS063

FIGURE 1 - EXAMPLE TEXT FILE FOR FR2004FC



How to create a FR2004FC Text file from a spreadsheet

Step 1. Create a spreadsheet with a layout similar to the FR2004FC report form, along with its corresponding Cell identifiers and its data values for each item on the FR2004FC report form. You should skip those rows on the form that doesn't contain cells to be filled-in.

A sample picture of a portion of the FR2004FC report is displayed below:

	A	B	C	D	E	F	G	H
1								
2		Dollar Amounts in Millions			FNMA			
3					Fails to receive 2		Fails to deliver 2	
4		1. 30-year GNMA Pass-through MBS Fails			Line Identifier	Col 1 value		Col 2 value
5			a. <2.5%	LGSFCS020	150	LGSFCS021	187	
6			b. 2.5%	LGSFCS022	225	LGSFCS023	386	
7			c. 3.0%	LGSFCS024	380	LGSFCS025	439	
8			d. 3.5%	LGSFCS026	790	LGSFCS027	105	
9			e. 4.0%	LGSFCS028	350	LGSFCS029	650	
10			f. 4.5%	LGSFCS030	275	LGSFCS031	340	
11			g. 5.0%	LGSFCS032	2170	LGSFCS033	2107	
12			h. 5.5%	LGSFCS034	250	LGSFCS035	190	
13			i. 6.0%	LGSFCS036	300	LGSFCS037	195	
14			j. >6.0%	LGSFCS038	400	LGSFCS039	220	
15		2. Total (line 1)			LGSFCS040	5290	LGSFCS041	4819
16		3. 30-year GNMA Transaction Volumes			Outright 1		Dollar Roll 2	
17			a. <2.5%	LGSFCS042	155	LGSFCS043	195	
18			b. 2.5%	LGSFCS044	225	LGSFCS045	388	
19			c. 3.0%	LGSFCS046	385	LGSFCS047	444	
20			d. 3.5%	LGSFCS048	795	LGSFCS049	123	
21			e. 4.0%	LGSFCS050	355	LGSFCS051	655	
22			f. 4.5%	LGSFCS052	285	LGSFCS053	345	
23			g. 5.0%	LGSFCS054	2180	LGSFCS055	2188	
24			h. 5.5%	LGSFCS056	255	LGSFCS057	195	
25			i. 6.0%	LGSFCS058	305	LGSFCS059	105	
26			j. >6.0%	LGSFCS060	405	LGSFCS061	222	
27		4. Total (line 3)			LGSFCS062	5345	LGSFCS063	4860
28								

Step 2. Once the entire report form is populated on a spreadsheet and the data values have been entered, it is time to format all of your entries from the first Cell Identifier and Value up to and including the last Cell Identifier and Value into a Reporting Central required format.

To accomplish this the following technique may be used

- select cells starting with the first Cell Identifier Identifier and Value (starting with the first Cell Identifier row/column) up to the last Cell Identifier and Value (ending with the last Value row/column).
- paste selection to another spreadsheet and save it in *.txt file:
 On the spreadsheet file: do a File > Save As, select Text (Tab delimited) in the Save as type section. Type a name for the file and click the Save button. Then click OK and Yes to the two MS Excel prompts.

- If you open the text file, you should see something like this:

File	Edit	Format	View	Help
LGSFCS020		150	LGSFCS021	187
LGSFCS022		225	LGSFCS023	386
LGSFCS024		380	LGSFCS025	439
LGSFCS026		790	LGSFCS027	105
LGSFCS028		350	LGSFCS029	650
LGSFCS030		275	LGSFCS031	340
LGSFCS032		2170	LGSFCS033	2107
LGSFCS034		250	LGSFCS035	190
LGSFCS036		300	LGSFCS037	195
LGSFCS038		400	LGSFCS039	220
LGSFCS040		5290	LGSFCS041	4819
LGSFCS042		155	LGSFCS043	195
LGSFCS044		225	LGSFCS045	388
LGSFCS046		385	LGSFCS047	444
LGSFCS048		795	LGSFCS049	123
LGSFCS050		355	LGSFCS051	655
LGSFCS052		285	LGSFCS053	345
LGSFCS054		2180	LGSFCS055	2188
LGSFCS056		255	LGSFCS057	195
LGSFCS058		305	LGSFCS059	105
LGSFCS060		405	LGSFCS061	222
LGSFCS062		5345	LGSFCS063	4860

- use “Replace All” for the following: “<tab>” to “+” and after that “+L” to “L” to see something like that:

File	Edit	Format	View	Help
LGSFCS020+150LGSFCS021+187				
LGSFCS022+225LGSFCS023+386				
LGSFCS024+380LGSFCS025+439				
LGSFCS026+790LGSFCS027+105				
LGSFCS028+350LGSFCS029+650				
LGSFCS030+275LGSFCS031+340				
LGSFCS032+2170LGSFCS033+2107				
LGSFCS034+250LGSFCS035+190				
LGSFCS036+300LGSFCS037+195				
LGSFCS038+400LGSFCS039+220				
LGSFCS040+5290LGSFCS041+4819				
LGSFCS042+155LGSFCS043+195				
LGSFCS044+225LGSFCS045+388				
LGSFCS046+385LGSFCS047+444				
LGSFCS048+795LGSFCS049+123				
LGSFCS050+355LGSFCS051+655				
LGSFCS052+285LGSFCS053+345				
LGSFCS054+2180LGSFCS055+2188				
LGSFCS056+255LGSFCS057+195				
LGSFCS058+305LGSFCS059+105				
LGSFCS060+405LGSFCS061+222				
LGSFCS062+5345LGSFCS063+4860				

Step 3. The last step, is adding the respondent ID, as-of-date and the report form name.

Open the newly created text file, place the cursor before the Cell Identifier on the first row of data and press the return key to create an empty first row. Then type in your 10-digit respondent ID code immediately followed by FR2004FC and two blank spaces (Remember the report form name must be 10 characters long) and then the report's as-of-date (in the format of the date on the first line below.) Save the file and you're done. Once you're done, your first row of data should look similar in format to the file below.

```
File Edit Format View Help
0123456789FR2004FC 01-02-2015
LGSFCS020+150LGSFCS021+187
LGSFCS022+225LGSFCS023+386
LGSFCS024+380LGSFCS025+439
LGSFCS026+790LGSFCS027+105
LGSFCS028+350LGSFCS029+650
LGSFCS030+275LGSFCS031+340
LGSFCS032+2170LGSFCS033+2107
LGSFCS034+250LGSFCS035+190
LGSFCS036+300LGSFCS037+195
LGSFCS038+400LGSFCS039+220
LGSFCS040+5290LGSFCS041+4819
LGSFCS042+155LGSFCS043+195
LGSFCS044+225LGSFCS045+388
LGSFCS046+385LGSFCS047+444
LGSFCS048+795LGSFCS049+123
LGSFCS050+355LGSFCS051+655
LGSFCS052+285LGSFCS053+345
LGSFCS054+2180LGSFCS055+2188
LGSFCS056+255LGSFCS057+195
LGSFCS058+305LGSFCS059+105
LGSFCS060+405LGSFCS061+222
LGSFCS062+5345LGSFCS063+4860
```

Now you can go ahead and submit this text file to Reporting Central.

File Format for FR2004FM (Effective from 01-31-2022)

Report Header Record for FR2004FM

The Report Header Record must be the first record in the file.

<u>Field</u>	<u>Length</u>	<u>Type</u>	<u>Value/Description</u>
Report Institution ID	10	NUM	10-digit respondent identifier
Report Name	10	ALPHA	'FR2004FM' followed by two blanks
Report As-of-date	10	NUM	10-digit date (MM-DD-YYYY) which represents the as-of-date of the report

Report Data Record for FR2004FM

There must be one Report Data Record for each line of the report form.

<u>Field</u>	<u>Length</u>	<u>Type</u>	<u>Value/Description</u>
Cell Identifier	9	ALPHA	L followed by 8-character Cell Identifier of the line of the report form: "MDRM" ID for the FR2004FM form (4-char): GSFM and the first field of the corresponding line "MDRM" (4-char) (MH90-MK65) – see next section of this document for a List of Cell Identifiers values.

The next pair of fields is: the separator and the data value. In case of the FR2004FM report, there are only two columns per Line, so two cell identifiers are followed by their values separated by field separators.

<u>Field</u>	<u>Length</u>	<u>Type</u>	<u>Value/Description</u>
+	1	ALPHA	'+' plus sign, used as field separator
Data Value	0-9	NUM	Numeric data value being reported for the particular data cell defined by that row and column. Value must be in one of the following formats: . an unsigned one to nine-digit value if positive (999999999); . zero (unsigned) if zero is the applicable value; . null, if the data field is not applicable.

Note: Do not zero fill the report. If you do not have data for a cell, please leave the cell null.

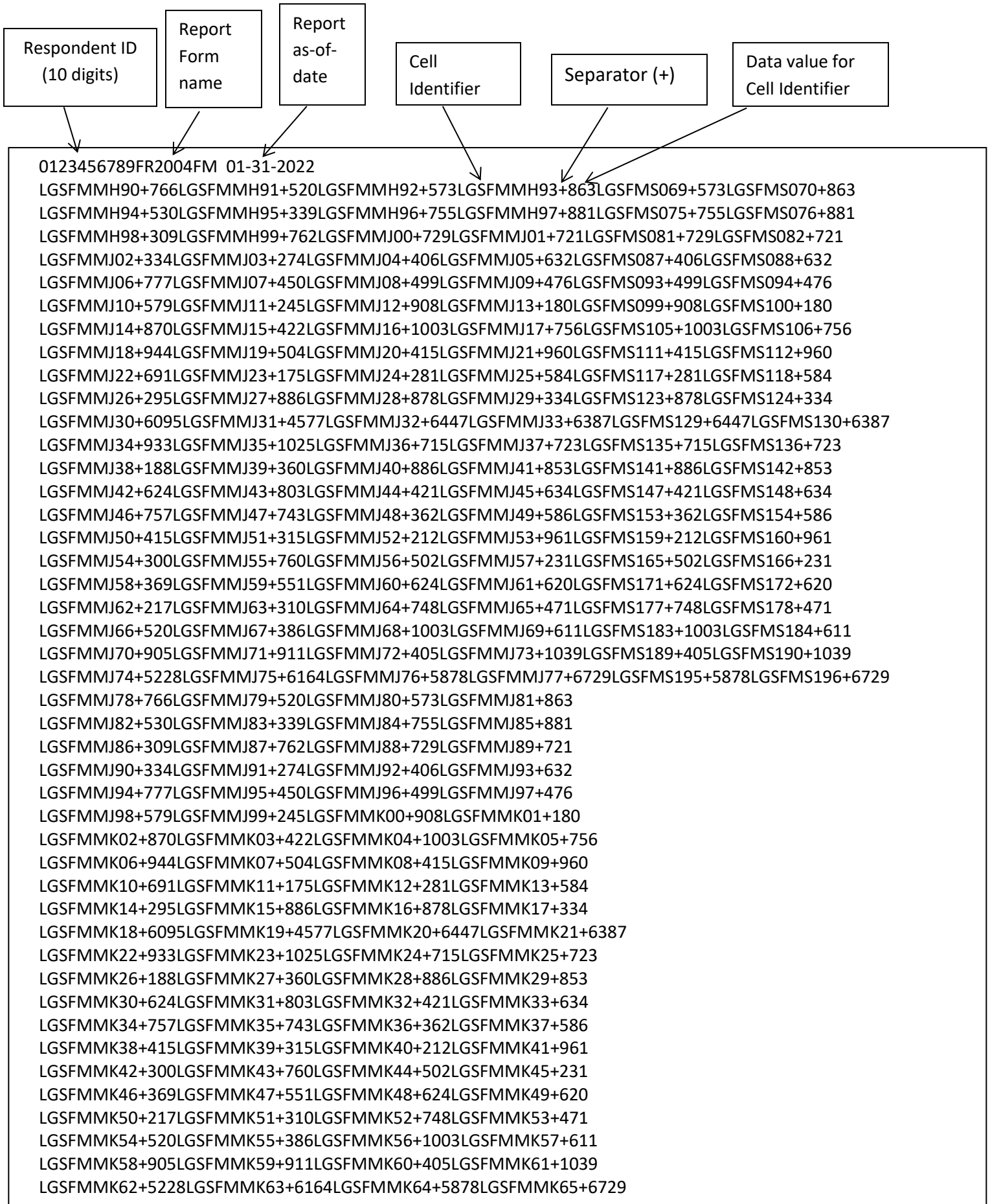
Cell Identifiers to be used for FR2004FM

Settlement Cycle Report of Dealer Fails and Transaction Volumes – FR2004FM

MDRMs						Desc	Cell Identifier					
GSFMMH90	GSFMMH91	GSFMMH92	GSFMMH93	GSFMS069	GSFMS070	a.<2.5%	LGSFMMH90	LGSFMMH91	LGSFMMH92	LGSFMMH93	LGSFMS069	LGSFMS070
GSFMMH94	GSFMMH95	GSFMMH96	GSFMMH97	GSFMS075	GSFMS076	b.2.5%	LGSFMMH94	LGSFMMH95	LGSFMMH96	LGSFMMH97	LGSFMS075	LGSFMS076
GSFMMH98	GSFMMH99	GSFMMJ00	GSFMMJ01	GSFMS081	GSFMS082	c.3.0%	LGSFMMH98	LGSFMMH99	LGSFMMJ00	LGSFMMJ01	LGSFMS081	LGSFMS082
GSFMMJ02	GSFMMJ03	GSFMMJ04	GSFMMJ05	GSFMS087	GSFMS088	d.3.5%	LGSFMMJ02	LGSFMMJ03	LGSFMMJ04	LGSFMMJ05	LGSFMS087	LGSFMS088
GSFMMJ06	GSFMMJ07	GSFMMJ08	GSFMMJ09	GSFMS093	GSFMS094	e.4.0%	LGSFMMJ06	LGSFMMJ07	LGSFMMJ08	LGSFMMJ09	LGSFMS093	LGSFMS094
GSFMMJ10	GSFMMJ11	GSFMMJ12	GSFMMJ13	GSFMS099	GSFMS100	f.4.5%	LGSFMMJ10	LGSFMMJ11	LGSFMMJ12	LGSFMMJ13	LGSFMS099	LGSFMS100
GSFMMJ14	GSFMMJ15	GSFMMJ16	GSFMMJ17	GSFMS105	GSFMS106	g.5.0%	LGSFMMJ14	LGSFMMJ15	LGSFMMJ16	LGSFMMJ17	LGSFMS105	LGSFMS106
GSFMMJ18	GSFMMJ19	GSFMMJ20	GSFMMJ21	GSFMS111	GSFMS112	h.5.5%	LGSFMMJ18	LGSFMMJ19	LGSFMMJ20	LGSFMMJ21	LGSFMS111	LGSFMS112
GSFMMJ22	GSFMMJ23	GSFMMJ24	GSFMMJ25	GSFMS117	GSFMS118	i.6.0%	LGSFMMJ22	LGSFMMJ23	LGSFMMJ24	LGSFMMJ25	LGSFMS117	LGSFMS118
GSFMMJ26	GSFMMJ27	GSFMMJ28	GSFMMJ29	GSFMS123	GSFMS124	j.>6.0%	LGSFMMJ26	LGSFMMJ27	LGSFMMJ28	LGSFMMJ29	LGSFMS123	LGSFMS124
GSFMMJ30	GSFMMJ31	GSFMMJ32	GSFMMJ33	GSFMS129	GSFMS130	2.Total (line1)	LGSFMMJ30	LGSFMMJ31	LGSFMMJ32	LGSFMMJ33	LGSFMS129	LGSFMS130
GSFMMJ34	GSFMMJ35	GSFMMJ36	GSFMMJ37	GSFMS135	GSFMS136	a.<2.5%	LGSFMMJ34	LGSFMMJ35	LGSFMMJ36	LGSFMMJ37	LGSFMS135	LGSFMS136
GSFMMJ38	GSFMMJ39	GSFMMJ40	GSFMMJ41	GSFMS141	GSFMS142	b.2.5%	LGSFMMJ38	LGSFMMJ39	LGSFMMJ40	LGSFMMJ41	LGSFMS141	LGSFMS142
GSFMMJ42	GSFMMJ43	GSFMMJ44	GSFMMJ45	GSFMS147	GSFMS148	c.3.0%	LGSFMMJ42	LGSFMMJ43	LGSFMMJ44	LGSFMMJ45	LGSFMS147	LGSFMS148
GSFMMJ46	GSFMMJ47	GSFMMJ48	GSFMMJ49	GSFMS153	GSFMS154	d.3.5%	LGSFMMJ46	LGSFMMJ47	LGSFMMJ48	LGSFMMJ49	LGSFMS153	LGSFMS154
GSFMMJ50	GSFMMJ51	GSFMMJ52	GSFMMJ53	GSFMS159	GSFMS160	e.4.0%	LGSFMMJ50	LGSFMMJ51	LGSFMMJ52	LGSFMMJ53	LGSFMS159	LGSFMS160
GSFMMJ54	GSFMMJ55	GSFMMJ56	GSFMMJ57	GSFMS165	GSFMS166	f.4.5%	LGSFMMJ54	LGSFMMJ55	LGSFMMJ56	LGSFMMJ57	LGSFMS165	LGSFMS166
GSFMMJ58	GSFMMJ59	GSFMMJ60	GSFMMJ61	GSFMS171	GSFMS172	g.5.0%	LGSFMMJ58	LGSFMMJ59	LGSFMMJ60	LGSFMMJ61	LGSFMS171	LGSFMS172
GSFMMJ62	GSFMMJ63	GSFMMJ64	GSFMMJ65	GSFMS177	GSFMS178	h.5.5%	LGSFMMJ62	LGSFMMJ63	LGSFMMJ64	LGSFMMJ65	LGSFMS177	LGSFMS178
GSFMMJ66	GSFMMJ67	GSFMMJ68	GSFMMJ69	GSFMS183	GSFMS184	i.6.0%	LGSFMMJ66	LGSFMMJ67	LGSFMMJ68	LGSFMMJ69	LGSFMS183	LGSFMS184
GSFMMJ70	GSFMMJ71	GSFMMJ72	GSFMMJ73	GSFMS189	GSFMS190	j.>6.0%	LGSFMMJ70	LGSFMMJ71	LGSFMMJ72	LGSFMMJ73	LGSFMS189	LGSFMS190
GSFMMJ74	GSFMMJ75	GSFMMJ76	GSFMMJ77	GSFMS195	GSFMS196	4.Total (line3)	LGSFMMJ74	LGSFMMJ75	LGSFMMJ76	LGSFMMJ77	LGSFMS195	LGSFMS196
GSFMMJ78	GSFMMJ79	GSFMMJ80	GSFMMJ81			a.<2.0%	LGSFMMJ78	LGSFMMJ79	LGSFMMJ80	LGSFMMJ81		
GSFMMJ82	GSFMMJ83	GSFMMJ84	GSFMMJ85			b.2.0%	LGSFMMJ82	LGSFMMJ83	LGSFMMJ84	LGSFMMJ85		
GSFMMJ86	GSFMMJ87	GSFMMJ88	GSFMMJ89			c.2.5%	LGSFMMJ86	LGSFMMJ87	LGSFMMJ88	LGSFMMJ89		
GSFMMJ90	GSFMMJ91	GSFMMJ92	GSFMMJ93			d.3.0%	LGSFMMJ90	LGSFMMJ91	LGSFMMJ92	LGSFMMJ93		
GSFMMJ94	GSFMMJ95	GSFMMJ96	GSFMMJ97			e.3.5%	LGSFMMJ94	LGSFMMJ95	LGSFMMJ96	LGSFMMJ97		
GSFMMJ98	GSFMMJ99	GSFMMK00	GSFMMK01			f.4.0%	LGSFMMJ98	LGSFMMJ99	GSFMMK00	GSFMMK01		
GSFMMK02	GSFMMK03	GSFMMK04	GSFMMK05			g.4.5%	LGSFMMK02	LGSFMMK03	LGSFMMK04	LGSFMMK05		
GSFMMK06	GSFMMK07	GSFMMK08	GSFMMK09			h.5.0%	LGSFMMK06	LGSFMMK07	LGSFMMK08	LGSFMMK09		
GSFMMK10	GSFMMK11	GSFMMK12	GSFMMK13			i.5.5%	LGSFMMK10	LGSFMMK11	LGSFMMK12	LGSFMMK13		
GSFMMK14	GSFMMK15	GSFMMK16	GSFMMK17			j.>5.5%	LGSFMMK14	LGSFMMK15	LGSFMMK16	LGSFMMK17		
GSFMMK18	GSFMMK19	GSFMMK20	GSFMMK21			6.Total (line5)	LGSFMMK18	LGSFMMK19	LGSFMMK20	LGSFMMK21		
GSFMMK22	GSFMMK23	GSFMMK24	GSFMMK25			a.<2.0%	LGSFMMK22	LGSFMMK23	LGSFMMK24	LGSFMMK25		
GSFMMK26	GSFMMK27	GSFMMK28	GSFMMK29			b.2.0%	LGSFMMK26	LGSFMMK27	LGSFMMK28	LGSFMMK29		
GSFMMK30	GSFMMK31	GSFMMK32	GSFMMK33			c.2.5%	LGSFMMK30	LGSFMMK31	LGSFMMK32	LGSFMMK33		
GSFMMK34	GSFMMK35	GSFMMK36	GSFMMK37			d.3.0%	LGSFMMK34	LGSFMMK35	LGSFMMK36	LGSFMMK37		
GSFMMK38	GSFMMK39	GSFMMK40	GSFMMK41			e.3.5%	LGSFMMK38	LGSFMMK39	LGSFMMK40	LGSFMMK41		
GSFMMK42	GSFMMK43	GSFMMK44	GSFMMK45			f.4.0%	LGSFMMK42	LGSFMMK43	LGSFMMK44	LGSFMMK45		
GSFMMK46	GSFMMK47	GSFMMK48	GSFMMK49			g.4.5%	LGSFMMK46	LGSFMMK47	LGSFMMK48	LGSFMMK49		

GSFMMK50	GSFMMK51	GSFMMK52	GSFMMK53			h.5.0%	LGSFMMK50	LGSFMMK51	LGSFMMK52	LGSFMMK53		
GSFMMK54	GSFMMK55	GSFMMK56	GSFMMK57			i.5.5%	LGSFMMK54	LGSFMMK55	LGSFMMK56	LGSFMMK57		
GSFMMK58	GSFMMK59	GSFMMK60	GSFMMK61			j.>5.5%	LGSFMMK58	LGSFMMK59	LGSFMMK60	LGSFMMK61		
GSFMMK62	GSFMMK63	GSFMMK64	GSFMMK65			8.Total (line7)	LGSFMMK62	LGSFMMK63	LGSFMMK64	LGSFMMK65		

FIGURE 1 - EXAMPLE TEXT FILE FOR FR2004FM



How to create a FR2004FM Text file from a spreadsheet

Step 1. Create a spreadsheet with a layout similar to the FR2004FM report form, along with its corresponding Cell identifiers and its data values for each item on the FR2004FM report form. You should skip those rows on the form that doesn't contain cells to be filled-in. A sample picture of a portion of the FR2004FM report is displayed below:

	A	B	C	D	E	F	G	H	I	J	K	L	M	N
7														
8		Dollar Amounts in Millions	FNMA/FHLMC UMBS (Class A)				FHLMC Non-UMBS (ClassA)				GNMA (Class C)			
9			Fails to receive		Fails to deliver		Fails to receive		Fails to deliver		Fails to receive		Fails to deliver	
10														
11			1	2		3		4		5		6		
12			Cell Identifier	Col 1 value	Cell Identifier	Col 2 value	Cell Identifier	Col 3 value	Cell Identifier	Col 4 value	Cell Identifier	Col 5 value	Cell Identifier	Col 6 value
13	1.	30-year Federal Agency and GSE Pass-through MBS Fails												
14		a. <2.5%	LGSFMMH90	766	LGSFMMH91	520	LGSFMMH92	573	LGSFMMH93	863	LGSFMS069	573	LGSFMS070	863
15		b. 2.5%	LGSFMMH94	530	LGSFMMH95	339	LGSFMMH96	755	LGSFMMH97	881	LGSFMS075	755	LGSFMS076	881
16		c. 3.0%	LGSFMMH98	309	LGSFMMH99	762	LGSFMMJ00	729	LGSFMMJ01	721	LGSFMS081	729	LGSFMS082	721
17		d. 3.5%	LGSFMMJ02	334	LGSFMMJ03	274	LGSFMMJ04	406	LGSFMMJ05	632	LGSFMS087	406	LGSFMS088	632
18		e. 4.0%	LGSFMMJ06	777	LGSFMMJ07	450	LGSFMMJ08	499	LGSFMMJ09	476	LGSFMS093	499	LGSFMS094	476
19		f. 4.5%	LGSFMMJ10	579	LGSFMMJ11	245	LGSFMMJ12	908	LGSFMMJ13	180	LGSFMS099	908	LGSFMS100	180
20		g. 5.0%	LGSFMMJ14	870	LGSFMMJ15	422	LGSFMMJ16	1003	LGSFMMJ17	756	LGSFMS105	1003	LGSFMS106	756
21		h. 5.5%	LGSFMMJ18	944	LGSFMMJ19	504	LGSFMMJ20	415	LGSFMMJ21	960	LGSFMS111	415	LGSFMS112	960
22		i. 6.0%	LGSFMMJ22	691	LGSFMMJ23	175	LGSFMMJ24	281	LGSFMMJ25	584	LGSFMS117	281	LGSFMS118	584
23		j. >6.0%	LGSFMMJ26	295	LGSFMMJ27	886	LGSFMMJ28	878	LGSFMMJ29	334	LGSFMS123	878	LGSFMS124	334
24	2.	Total (line 1)	LGSFMMJ30	6095	LGSFMMJ31	4577	LGSFMMJ32	6447	LGSFMMJ33	6387	LGSFMS129	6447	LGSFMS130	6387
25			Outright		Dollar Roll		Outright		Dollar Roll		Outright		Dollar Roll	
26	3.	30-year Federal Agency and GSE Pass-through MBS Transaction Volumes	1	2		3		4		5		6		
27		a. <2.5%	LGSFMMJ34	933	LGSFMMJ35	1025	LGSFMMJ36	715	LGSFMMJ37	723	LGSFMS135	715	LGSFMS136	723
28		b. 2.5%	LGSFMMJ38	188	LGSFMMJ39	360	LGSFMMJ40	886	LGSFMMJ41	853	LGSFMS141	886	LGSFMS142	853
29		c. 3.0%	LGSFMMJ42	624	LGSFMMJ43	803	LGSFMMJ44	421	LGSFMMJ45	634	LGSFMS147	421	LGSFMS148	634
30		d. 3.5%	LGSFMMJ46	757	LGSFMMJ47	743	LGSFMMJ48	362	LGSFMMJ49	586	LGSFMS153	362	LGSFMS154	586
31		e. 4.0%	LGSFMMJ50	415	LGSFMMJ51	315	LGSFMMJ52	212	LGSFMMJ53	961	LGSFMS159	212	LGSFMS160	961
32		f. 4.5%	LGSFMMJ54	300	LGSFMMJ55	760	LGSFMMJ56	502	LGSFMMJ57	231	LGSFMS165	502	LGSFMS166	231
33		g. 5.0%	LGSFMMJ58	369	LGSFMMJ59	551	LGSFMMJ60	624	LGSFMMJ61	620	LGSFMS171	624	LGSFMS172	620
34		h. 5.5%	LGSFMMJ62	217	LGSFMMJ63	310	LGSFMMJ64	748	LGSFMMJ65	471	LGSFMS177	748	LGSFMS178	471
35		i. 6.0%	LGSFMMJ66	520	LGSFMMJ67	386	LGSFMMJ68	1003	LGSFMMJ69	611	LGSFMS183	1003	LGSFMS184	611
36		j. >6.0%	LGSFMMJ70	905	LGSFMMJ71	911	LGSFMMJ72	405	LGSFMMJ73	1039	LGSFMS189	405	LGSFMS190	1039
37	4.	Total (line 3)	LGSFMMJ74	5228	LGSFMMJ75	6164	LGSFMMJ76	5878	LGSFMMJ77	6729	LGSFMS195	5878	LGSFMS196	6729

37													
38													
39		Dollar Amounts in Millions				FNMA/FHLMC UMBS (Class B)				FHLMC Non-UMBS (Class B)			
40				Fails to receive		Fails to deliver		Fails to receive		Fails to deliver			
41				1		2		3		4			
42				Cell Identifier		Cell Identifier		Cell Identifier		Cell Identifier			
43		5. 15-year Federal Agency and GSE Pass-through MBS Fails		Col 1 value		Col 2 value		Col 3 value		Col 4 value			
44	a. <2.0%	LGSFMMJ78	766	LGSFMMJ79	520	LGSFMMJ79	573	LGSFMMJ81	863				
45	b. 2.0%	LGSFMMJ82	530	LGSFMMJ83	339	LGSFMMJ83	755	LGSFMMJ85	881				
46	c. 2.5%	LGSFMMJ86	309	LGSFMMJ87	762	LGSFMMJ87	729	LGSFMMJ89	721				
47	d. 3.0%	LGSFMMJ90	334	LGSFMMJ91	274	LGSFMMJ91	406	LGSFMMJ93	632				
48	e. 3.5%	LGSFMMJ94	777	LGSFMMJ95	450	LGSFMMJ95	499	LGSFMMJ97	476				
49	f. 4.0%	LGSFMMJ98	579	LGSFMMJ99	245	LGSFMMJ99	908	LGSFMMK01	180				
50	g. 4.5%	LGSFMMK02	870	LGSFMMK03	422	LGSFMMK03	1003	LGSFMMK05	756				
51	h. 5.0%	LGSFMMK06	944	LGSFMMK07	504	LGSFMMK07	415	LGSFMMK09	960				
52	i. 5.5%	LGSFMMK10	691	LGSFMMK11	175	LGSFMMK11	281	LGSFMMK13	584				
53	j. >5.5%	LGSFMMK14	295	LGSFMMK15	886	LGSFMMK15	878	LGSFMMK17	334				
54	6. Total (line 5)	LGSFMMK18	6095	LGSFMMK19	4577	LGSFMMK19	6447	LGSFMMK21	6387				
55		Outright		Dollar Roll		Outright		Dollar Roll					
56	7. 15-year Federal Agency and GSE Pass-through MBS Transaction Volumes	1		2		3		4					
57	a. <2.0%	LGSFMMK22	933	LGSFMMK23	1025	LGSFMMK24	715	LGSFMMK25	723				
58	b. 2.0%	LGSFMMK26	188	LGSFMMK27	360	LGSFMMK28	886	LGSFMMK29	853				
59	c. 2.5%	LGSFMMK30	624	LGSFMMK31	803	LGSFMMK32	421	LGSFMMK33	634				
60	d. 3.0%	LGSFMMK34	757	LGSFMMK35	743	LGSFMMK36	362	LGSFMMK37	586				
61	e. 3.5%	LGSFMMK38	415	LGSFMMK39	315	LGSFMMK40	212	LGSFMMK41	961				
62	f. 4.0%	LGSFMMK42	300	LGSFMMK43	760	LGSFMMK44	502	LGSFMMK45	231				
63	g. 4.5%	LGSFMMK46	369	LGSFMMK47	551	LGSFMMK48	624	LGSFMMK49	620				
64	h. 5.0%	LGSFMMK50	217	LGSFMMK51	310	LGSFMMK52	748	LGSFMMK53	471				
65	i. 5.5%	LGSFMMK54	520	LGSFMMK55	386	LGSFMMK56	1003	LGSFMMK57	611				
66	j. >5.5%	LGSFMMK58	905	LGSFMMK59	911	LGSFMMK60	405	LGSFMMK61	1039				
67	8. Total (line 7)	LGSFMMK62	5228	LGSFMMK63	6164	LGSFMMK64	5878	LGSFMMK65	6729				
68													
69													

Step 2. Once the entire report form is populated on a spreadsheet and the data values have been entered, it is time to format all of your entries from the first Cell Identifier and Value up to and including the last Cell Identifier and Value into a Reporting Central required format.

To accomplish this the following technique may be used

- select cells starting with the first Cell Identifier and Value (starting with the first Cell Identifier row/column) up to the last Cell Identifier and Value (ending with the last Value row/column).
-
- paste selection to another spreadsheet and save it in *.txt file:
 On the spreadsheet file: do a File > Save As, select Text (Tab delimited) in the Save as type section. Type a name for the file and click the Save button. Then click OK and Yes to the two MS Excel prompts.

- use "Replace All" for the following: "<tab>" to "+" and after that "+L" to "L"
to see something like that:

File Edit Format View Help

LGSFMMH90+766LGSFMMH91+520LGSFMMH92+573LGSFMMH93+863LGSFMS069+573LGSFMS070+863
LGSFMMH94+530LGSFMMH95+339LGSFMMH96+755LGSFMMH97+881LGSFMS075+755LGSFMS076+881
LGSFMMH98+309LGSFMMH99+762LGSFMMJ00+729LGSFMMJ01+721LGSFMS081+729LGSFMS082+721
LGSFMMJ02+334LGSFMMJ03+274LGSFMMJ04+406LGSFMMJ05+632LGSFMS087+406LGSFMS088+632
LGSFMMJ06+777LGSFMMJ07+450LGSFMMJ08+499LGSFMMJ09+476LGSFMS093+499LGSFMS094+476
LGSFMMJ10+579LGSFMMJ11+245LGSFMMJ12+908LGSFMMJ13+180LGSFMS099+908LGSFMS100+180
LGSFMMJ14+870LGSFMMJ15+422LGSFMMJ16+1003LGSFMMJ17+756LGSFMS105+1003LGSFMS106+756
LGSFMMJ18+944LGSFMMJ19+504LGSFMMJ20+415LGSFMMJ21+960LGSFMS111+415LGSFMS112+960
LGSFMMJ22+691LGSFMMJ23+175LGSFMMJ24+281LGSFMMJ25+584LGSFMS117+281LGSFMS118+584
LGSFMMJ26+295LGSFMMJ27+886LGSFMMJ28+878LGSFMMJ29+334LGSFMS123+878LGSFMS124+334
LGSFMMJ30+6095LGSFMMJ31+4577LGSFMMJ32+6447LGSFMMJ33+6387LGSFMS129+6447LGSFMS130+6387
LGSFMMJ34+933LGSFMMJ35+1025LGSFMMJ36+715LGSFMMJ37+723LGSFMS135+715LGSFMS136+723
LGSFMMJ38+188LGSFMMJ39+360LGSFMMJ40+886LGSFMMJ41+853LGSFMS141+886LGSFMS142+853
LGSFMMJ42+624LGSFMMJ43+803LGSFMMJ44+421LGSFMMJ45+634LGSFMS147+421LGSFMS148+634
LGSFMMJ46+757LGSFMMJ47+743LGSFMMJ48+362LGSFMMJ49+586LGSFMS153+362LGSFMS154+586
LGSFMMJ50+415LGSFMMJ51+315LGSFMMJ52+212LGSFMMJ53+961LGSFMS159+212LGSFMS160+961
LGSFMMJ54+300LGSFMMJ55+760LGSFMMJ56+502LGSFMMJ57+231LGSFMS165+502LGSFMS166+231
LGSFMMJ58+369LGSFMMJ59+551LGSFMMJ60+624LGSFMMJ61+620LGSFMS171+624LGSFMS172+620
LGSFMMJ62+217LGSFMMJ63+310LGSFMMJ64+748LGSFMMJ65+471LGSFMS177+748LGSFMS178+471
LGSFMMJ66+520LGSFMMJ67+386LGSFMMJ68+1003LGSFMMJ69+611LGSFMS183+1003LGSFMS184+611
LGSFMMJ70+905LGSFMMJ71+911LGSFMMJ72+405LGSFMMJ73+1039LGSFMS189+405LGSFMS190+1039
LGSFMMJ74+5228LGSFMMJ75+6164LGSFMMJ76+5878LGSFMMJ77+6729LGSFMS195+5878LGSFMS196+6729
LGSFMMJ78+766LGSFMMJ79+520LGSFMMJ79+573LGSFMMJ81+863
LGSFMMJ82+530LGSFMMJ83+339LGSFMMJ83+755LGSFMMJ85+881
LGSFMMJ86+309LGSFMMJ87+762LGSFMMJ87+729LGSFMMJ89+721
LGSFMMJ90+334LGSFMMJ91+274LGSFMMJ91+406LGSFMMJ93+632
LGSFMMJ94+777LGSFMMJ95+450LGSFMMJ95+499LGSFMMJ97+476
LGSFMMJ98+579LGSFMMJ99+245LGSFMMJ99+908LGSFMMK01+180
LGSFMMK02+870LGSFMMK03+422LGSFMMK03+1003LGSFMMK05+756
LGSFMMK06+944LGSFMMK07+504LGSFMMK07+415LGSFMMK09+960
LGSFMMK10+691LGSFMMK11+175LGSFMMK11+281LGSFMMK13+584
LGSFMMK14+295LGSFMMK15+886LGSFMMK15+878LGSFMMK17+334
LGSFMMK18+6095LGSFMMK19+4577LGSFMMK19+6447LGSFMMK21+6387
LGSFMMK22+933LGSFMMK23+1025LGSFMMK24+715LGSFMMK25+723
LGSFMMK26+188LGSFMMK27+360LGSFMMK28+886LGSFMMK29+853
LGSFMMK30+624LGSFMMK31+803LGSFMMK32+421LGSFMMK33+634
LGSFMMK34+757LGSFMMK35+743LGSFMMK36+362LGSFMMK37+586
LGSFMMK38+415LGSFMMK39+315LGSFMMK40+212LGSFMMK41+961
LGSFMMK42+300LGSFMMK43+760LGSFMMK44+502LGSFMMK45+231
LGSFMMK46+369LGSFMMK47+551LGSFMMK48+624LGSFMMK49+620
LGSFMMK50+217LGSFMMK51+310LGSFMMK52+748LGSFMMK53+471
LGSFMMK54+520LGSFMMK55+386LGSFMMK56+1003LGSFMMK57+611
LGSFMMK58+905LGSFMMK59+911LGSFMMK60+405LGSFMMK61+1039
LGSFMMK62+5228LGSFMMK63+6164LGSFMMK64+5878LGSFMMK65+6729

Step 3. The last step, is adding the respondent ID, as-of-date and the report form name.

Open the newly created text file, place the cursor before the Cell Identifier on the first row of data and press the return key to create an empty first row. Then type in your 10-digit respondent ID code immediately followed by FR2004FM and two blank spaces (Remember the report form name must be 10 characters long) and then the report's as-of-date (in the format of the date on the first line below.) Save the file and you're done. Once you're done, your first row of data should look similar in format to the file below.

```
File Edit Format View Help
0123456789FR2004FM 01-31-2022
LGSFMMH90+766LGSFMMH91+520LGSFMMH92+573LGSFMMH93+863LGSFMS069+573LGSFMS070+863
LGSFMMH94+530LGSFMMH95+339LGSFMMH96+755LGSFMMH97+881LGSFMS075+755LGSFMS076+881
LGSFMMH98+309LGSFMMH99+762LGSFMMJ00+729LGSFMMJ01+721LGSFMS081+729LGSFMS082+721
LGSFMMJ02+334LGSFMMJ03+274LGSFMMJ04+406LGSFMMJ05+632LGSFMS087+406LGSFMS088+632
LGSFMMJ06+777LGSFMMJ07+450LGSFMMJ08+499LGSFMMJ09+476LGSFMS093+499LGSFMS094+476
LGSFMMJ10+579LGSFMMJ11+245LGSFMMJ12+908LGSFMMJ13+180LGSFMS099+908LGSFMS100+180
LGSFMMJ14+870LGSFMMJ15+422LGSFMMJ16+1003LGSFMMJ17+756LGSFMS105+1003LGSFMS106+756
LGSFMMJ18+944LGSFMMJ19+504LGSFMMJ20+415LGSFMMJ21+960LGSFMS111+415LGSFMS112+960
LGSFMMJ22+691LGSFMMJ23+175LGSFMMJ24+281LGSFMMJ25+584LGSFMS117+281LGSFMS118+584
LGSFMMJ26+295LGSFMMJ27+886LGSFMMJ28+878LGSFMMJ29+334LGSFMS123+878LGSFMS124+334
LGSFMMJ30+6095LGSFMMJ31+4577LGSFMMJ32+6447LGSFMMJ33+6387LGSFMS129+6447LGSFMS130+6387
LGSFMMJ34+933LGSFMMJ35+1025LGSFMMJ36+715LGSFMMJ37+723LGSFMS135+715LGSFMS136+723
LGSFMMJ38+188LGSFMMJ39+360LGSFMMJ40+886LGSFMMJ41+853LGSFMS141+886LGSFMS142+853
LGSFMMJ42+624LGSFMMJ43+803LGSFMMJ44+421LGSFMMJ45+634LGSFMS147+421LGSFMS148+634
LGSFMMJ46+757LGSFMMJ47+743LGSFMMJ48+362LGSFMMJ49+586LGSFMS153+362LGSFMS154+586
LGSFMMJ50+415LGSFMMJ51+315LGSFMMJ52+212LGSFMMJ53+961LGSFMS159+212LGSFMS160+961
LGSFMMJ54+300LGSFMMJ55+760LGSFMMJ56+502LGSFMMJ57+231LGSFMS165+502LGSFMS166+231
LGSFMMJ58+369LGSFMMJ59+551LGSFMMJ60+624LGSFMMJ61+620LGSFMS171+624LGSFMS172+620
LGSFMMJ62+217LGSFMMJ63+310LGSFMMJ64+748LGSFMMJ65+471LGSFMS177+748LGSFMS178+471
LGSFMMJ66+520LGSFMMJ67+386LGSFMMJ68+1003LGSFMMJ69+611LGSFMS183+1003LGSFMS184+611
LGSFMMJ70+905LGSFMMJ71+911LGSFMMJ72+405LGSFMMJ73+1039LGSFMS189+405LGSFMS190+1039
LGSFMMJ74+5228LGSFMMJ75+6164LGSFMMJ76+5878LGSFMMJ77+6729LGSFMS195+5878LGSFMS196+6729
LGSFMMJ78+766LGSFMMJ79+520LGSFMMJ80+573LGSFMMJ81+863
LGSFMMJ82+530LGSFMMJ83+339LGSFMMJ84+755LGSFMMJ85+881
LGSFMMJ86+309LGSFMMJ87+762LGSFMMJ88+729LGSFMMJ89+721
LGSFMMJ90+334LGSFMMJ91+274LGSFMMJ92+406LGSFMMJ93+632
LGSFMMJ94+777LGSFMMJ95+450LGSFMMJ96+499LGSFMMJ97+476
LGSFMMJ98+579LGSFMMJ99+245LGSFMMK00+908LGSFMMK01+180
LGSFMMK02+870LGSFMMK03+422LGSFMMK04+1003LGSFMMK05+756
LGSFMMK06+944LGSFMMK07+504LGSFMMK08+415LGSFMMK09+960
LGSFMMK10+691LGSFMMK11+175LGSFMMK12+281LGSFMMK13+584
LGSFMMK14+295LGSFMMK15+886LGSFMMK16+878LGSFMMK17+334
LGSFMMK18+6095LGSFMMK19+4577LGSFMMK20+6447LGSFMMK21+6387
LGSFMMK22+933LGSFMMK23+1025LGSFMMK24+715LGSFMMK25+723
LGSFMMK26+188LGSFMMK27+360LGSFMMK28+886LGSFMMK29+853
LGSFMMK30+624LGSFMMK31+803LGSFMMK32+421LGSFMMK33+634
LGSFMMK34+757LGSFMMK35+743LGSFMMK36+362LGSFMMK37+586
LGSFMMK38+415LGSFMMK39+315LGSFMMK40+212LGSFMMK41+961
LGSFMMK42+300LGSFMMK43+760LGSFMMK44+502LGSFMMK45+231
LGSFMMK46+369LGSFMMK47+551LGSFMMK48+624LGSFMMK49+620
LGSFMMK50+217LGSFMMK51+310LGSFMMK52+748LGSFMMK53+471
LGSFMMK54+520LGSFMMK55+386LGSFMMK56+1003LGSFMMK57+611
LGSFMMK58+905LGSFMMK59+911LGSFMMK60+405LGSFMMK61+1039
LGSFMMK62+5228LGSFMMK63+6164LGSFMMK64+5878LGSFMMK65+6729
```

Now you can go ahead and submit this text file to Reporting Central.